



**RT2024** | PARTNERS FOR THE  
AN EVENT BY RSPO | Next20

# Towards the Next 20: From Certification to Systemic Transformation

## 8.1% of supply from 1% of land

RSPO Certification represents 1.0% of the global vegetable oil crop production area, producing 8.1% of global vegetable oil supply<sup>1</sup>

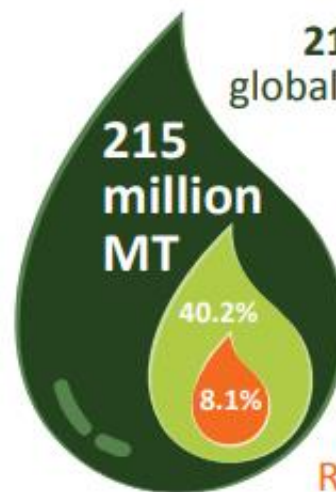
**332 million ha**  
global vegetable oil  
crop area

**8.6%**  
of which  
is oil palm

**1%** of which  
is RSPO  
Certified



Global vegetable oil crop area



**215 million MT**  
global vegetable oil  
production

**40.2%**  
of which is  
palm oil

**8.1%** of  
which is  
RSPO Certified

Global vegetable oil production



Promoting Equity,  
Equality and Inclusivity

## Community Engagement

9 RSPO Community Outreach & Engagement programmes in 7 countries, working with over 200 local grassroots organisations to reach over 4,750 affected stakeholders

rspo.org



Improving Lives  
and Operations

## Continuous Improvement

In 2023,

**261,792 IS-Credits**

worth US\$7.0 million bought to directly benefit 85 certified ISH groups

*(+68,627 IS-Credits, +US\$1.53 million from 2022)*

rspo.org



Respecting Labour  
& Human Rights

## Workers and Working Conditions

**591,830 workers**

represented by RSPO P&C Certification globally

*(+47,794 from 2022)*

rspo.org






 Protecting and Restoring Nature

## Safeguarding Nature


**466,609 ha**  
conserved under RSPO Certification (+103,952 ha from 2022) – an area 19 times the size of Kuala Lumpur

rspo.org 

 Limiting Climate Change

## Emissions Mitigation and Avoidance

Average GHG emissions of **3.2 tCO<sub>2</sub>e/MT of CPO** within RSPO P&C Certification; almost half of certified mills/plantations report emissions of 1.0 tCO<sub>2</sub>e/MT or less

rspo.org 

 Demonstrating Environmental Stewardship

## Fire Risk

Probability of **0.6%** of hotspots detected within RSPO concessions in Indonesia and Malaysia vs. 9.7% detected in non-RSPO concessions

rspo.org 



 Transforming Markets

## Certified Supply and Consumption

CSPO supply reached a new milestone at **16.1 million MT;** +4.3% growth or 649,772 MT increase in production year-on-year


rspo.org  

 Transforming Markets

## Certified Supply and Consumption

CSPO consumption grew to **9.8 million MT;** +7.2% growth or 666,773 MT increase in downstream usage year-on-year

rspo.org  

 Advancing and Ensuring Sustainability

## Jurisdictional Approach

Two JA Pilots have completed **Step 1 (Pilot)** of the JA Piloting Framework and progressing to **Step 2 (Application)**; one JA Pilot has almost completed Step 1

rspo.org 