

RSPO

Roundtable on Sustainable Palm Oil

IMPACT UPDATE 2019



IMPACT UPDATE 2019




ABOUT THIS REPORT

At RSPO, we publish an Impact Report every two years, as well as an Impact Update every other year, as recommended by the International Social and Environmental Accreditation and Labelling (ISEAL) Alliance, the global membership association for credible voluntary sustainability standards which we are a member of, to ensure that our stakeholders stay fully informed about our progress. This report marks our sixth year of documenting our progress in our procedures, outreach and outcomes, through the exercise of our vision and strategy to steer collaborative actions from industry players towards sustainable palm oil. Over the years, it has remained a priority for us to sustain trusts in the palm oil industry through our advocacy of responsible conduct in three areas of impact: people, planet and prosperity.

Since 2018, we have further refined our reporting to reflect our performance against the strategies defined in our Theory of Change (ToC) framework. The ToC is our roadmap towards sustainable palm oil, providing insights into our standard's effectiveness and its long-term impact. We are also continually assessing our contributions to the United Nations Sustainable Development Goals (SDGs).

In this report, we share our impact progress covering the period between 1 July 2018 to 30 June 2019. We recommend reading this publication in conjunction with the full RSPO 2018 Impact Report, which is available on our website. Our next Impact Report is scheduled for publication in early 2020.



INSIDE THIS REPORT

02

Foreword

06

RSPO in Brief

16

RSPO
Principles and
Criteria Update

20

Impacts 2019

38

Base Data,
Glossary and
References

Navigator:



Link to sections within
this Report



Link to website

FOREWORD



Impact Report
Presented by Datuk Darrel Webber
RSCO Chief Executive Officer

**Dear valued members
and stakeholders,**

**Welcome to the sixth
annual impact reporting
for the Roundtable on
Sustainable Palm Oil.**



CEO's Foreword

It's with great pleasure that I present to you the 2019 Impact Update. This year marks the sixth edition of published impact reporting and I would like to take this opportunity to thank RSCO members and stakeholders from across the various sectors of our membership base for your ongoing support and commitment, which is further demonstrated in this report by our shared progress.

As I mentioned in last year's report, much of 2017 and 2018 was centred around the review of our Principles and Criteria (P&C), which I'm pleased to share was adopted by RSCO membership at the 15th Annual General Assembly (GA15), in Sabah, Malaysia in November last year. These enhanced standards provide the most stringent criteria for no deforestation and protecting biodiversity, including no new planting on peat, protecting High Conservation Value (HCV) areas and High Carbon Stock (HCS) forests, as well as significant improvements for the protection of labour and child rights in plantations.

FOREWORD

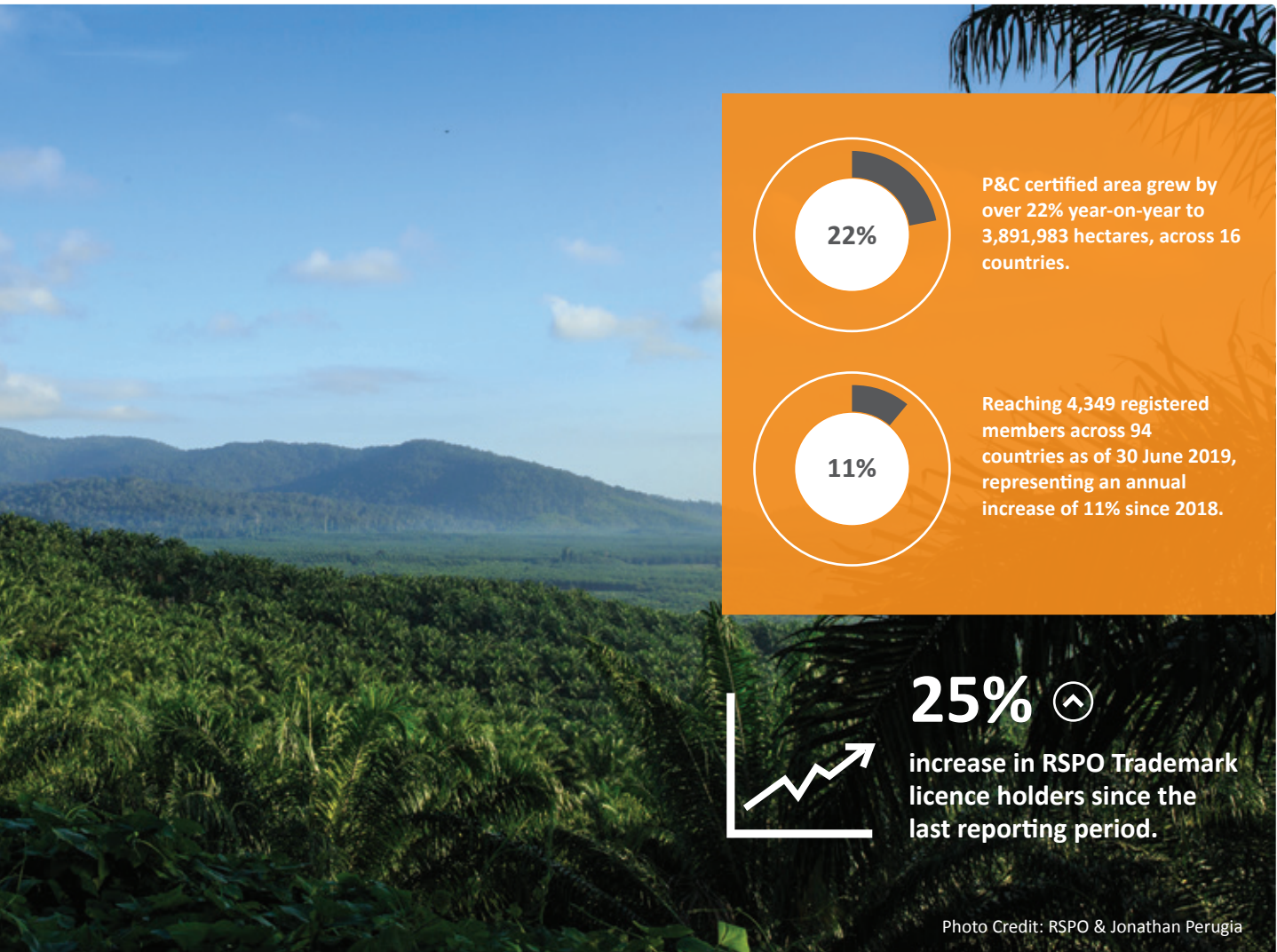


Photo Credit: RSDO & Jonathan Perugia

However, despite the fact that 2018 was rather inward-looking for this review process, I am delighted to share that there was a 2% growth in overall demand and uptake of CSPO and an increase in CSPO sales through Book and Claim for this reporting period. Additionally, RSDO membership grew by an impressive 11%, reaching 4,349 members as of 30 June 2019 and P&C certified plantations grew by over 22% year-on-year to 3,891,983 hectares, across 16 countries. We also saw a 25% increase in RSDO Trademark licence holders since the last reporting period. I hope we will see even more growth and demand from 2020 and beyond, as our standards now meet and exceed many existing NDPE policies.

Aside from the numbers, in collaboration with the Labour Task Force (LTF), we developed a guidance document for the oil palm industry earlier this year, on moving towards the payment of a 'Decent Living Wage' (DLW) for workers in RSDO Certified Units, based on the Global Living Wage Coalition (GLWC) Methodology. This, along with the progress that's being made on the new proposed Independent Smallholder (ISH) Standard, due to be

tabled at this year's General Assembly, are great strides forward in improving livelihoods, as well as contributing to our shared impact goal for people.

We have not stood still in the way that we work to innovate our efforts to fulfil the mission of the RSDO - to make sustainable palm oil the norm. We continued to work on our jurisdictional approach to certification in Malaysia, Indonesia, and Ecuador, as well as other countries in Latin America and Africa. We have continued to push the use of new technology and have launched pilots for the expanded use of social listening tool, Ulula, in Malaysia, as we look for innovative approaches to tough social issues.

On that note, I would like to call on all members to strive towards working together to increase CSPO uptake, thus incentivising the growers to remain committed to our most stringent standards by bridging the gap between supply and demand.

Thank you,
Datuk Darrel Webber

FOREWORD



Co-chairs' Letter by Anne Rosenbarger and Dato' Carl Bek-Nielsen

Dear fellow members and stakeholders,

“

There is no doubt that 2018 was a pivotal year for RSPO with the adoption of the revised Principles and Criteria (P&C) being one of the most talked about accomplishments in RSPO's history. And rightly so; we must give credit where credit is due. ”

The fact that we now have a policy in place that helps us meet and measure against NDPE policies is something worth celebrating. We should all do more to socialise this amongst our network of stakeholders and to correct the misconception that RSPO 'allows' deforestation. In addition to the strengthened criteria around no deforestation, the 2018 standard incorporates enhanced criteria relating to human, labour, and child rights, as well as no exploitation, and no new planting on peat to name just a few.

The positive side of this new standard is that RSPO has really propelled itself to the forefront of the sustainable palm oil sector. In fact, this new standard was recently recognised by the International Union for Conservation of Nature (IUCN) Netherlands in their palm oil benchmark study that compared the six sustainability standards with the largest market share in certified palm oil production. This study concluded that RSPO shows the best results in relation to both biodiversity protection and level of assurance.

Echoing Darrel's message from last year's EURT however - the potential unintended consequence of this enhanced standard is that we have made it very difficult for smaller growers, and particularly smallholders to achieve certification under the P&C 2018. These growers and smallholders have been an area where the RSPO has struggled compared to other membership categories. So, on the one hand, we must congratulate all

FOREWORD



Photo Credit: RSPO & Jonathan Perugia

RSPO members who have committed to these most stringent sustainability standards, but on the other, we must acknowledge there is more work to do. We must do more to ensure growers of all sizes are incentivised to join the organisation and work collectively on closing some of the lagging gaps within the RSPO systems and supply chains, particularly as it relates to increasing CSPO uptake. And, in line with the overall RSPO Smallholder Strategy, we must ensure the new Independent Smallholder Standard meets the needs of small growers by incentivising sustainable practices and improving livelihoods.

So looking to 2020 sustainability targets and beyond, we will continue to look to all members and stakeholders for answers to the tough questions:

- ➔ **How can we entice companies, and what initiatives should we take to encourage people to support (and purchase) sustainable palm oil?**
- ➔ **How do we get these same companies to also support more smallholders or the jurisdictional approach that takes a wider landscape view?**
- ➔ **How do we get more small and medium growers and enterprises involved so that sustainable palm oil becomes the norm for all players - upstream and downstream?**

On a separate note, it has been encouraging to see the formation of sustainable palm oil coalitions and alliances in the past 12 months, including in key markets; China and India. Furthermore, in North America where their coalition has almost doubled in 2018, to a total of 32 members. These coalitions are important indicators of a desire to drive uptake in these markets and will also be key in fostering collaboration in the producing markets, through the support of “on-the-ground” programmes.

We must also consider how to maximise the potential of our membership, not just as a certification standard, but also as a diverse and powerful multi-stakeholder roundtable. We must ask ourselves, what more can we do to support our broader mission of ensuring all palm oil is produced sustainably? Already, we see this type of innovation being undertaken by many of our members. We have seen work on landscape and jurisdictional approaches create impact at scale and build bridges between producer nation standards and the RSPO standard. Members have launched programmes on smallholder inclusion and capacity building efforts, and we see them actively working to build their suppliers’ capacity as it relates to NDPE policies. And we are seeing more members look for creative ways to become involved in biodiversity conservation and restoration projects. The hope is that this informs our overall strategy for the next phase of RSPO as it works to compliment our vision of making sustainable palm oil the norm.

To that point, if we truly are to move the needle forward, we must now more than ever, put words into action. It is our collective obligation to stand behind the bold commitments and changes we’ve all made - not only in the past year since the adoption of the new standards, but since the day we first pledged our commitment to RSPO, in becoming a member. Furthermore, it is our hope that proactive solutions will come from the work done by the Shared Responsibility Task Force, as it’s now crucial that there are issues to be tackled by all member sectors of the RSPO. Whether it is working to close the rather large gap between CSPO production and uptake, sponsoring a landscape project that includes smallholder farmers, or supporting the new frontiers of palm oil - Latin America and Africa - support and collaboration is needed to ensure production is sustainable for the environment and the people.

We have entered into an exciting, if not uncharted, period for the RSPO in welcoming this new standard, one that is not without its potential challenges, but one that also offers tremendous opportunity. We look forward to seeing our fellow members and stakeholders tackle these issues over the course of the next year.



RSPO IN BRIEF

Our vision:



To transform the markets to make sustainable palm oil the norm



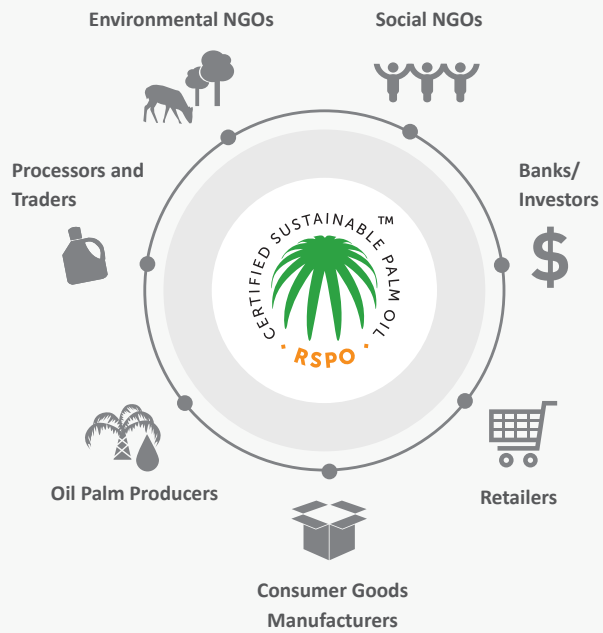
About RSPO

The Roundtable on Sustainable Palm Oil (RSPO) is a not-for-profit, international membership organisation that unites stakeholders from the different sectors of the palm oil industry: oil palm producers, processors and traders, consumer goods manufacturers, retailers, banks/investors, and environmental and social non-governmental organisations (NGOs), to develop and implement global standards for sustainable palm oil production.



Photo Credit: RSPO & Jonathan Perugia

Stakeholders from the Seven Sectors of the Palm Oil Industry



Membership information on [Pg.14](#)



RSPO IN BRIEF

RSPO Governance and Management

RSPO is managed by a Board of Governors (BoG), supported by Standing Committees, Working Groups and Task Forces. Decisions made across all levels are consensus based.

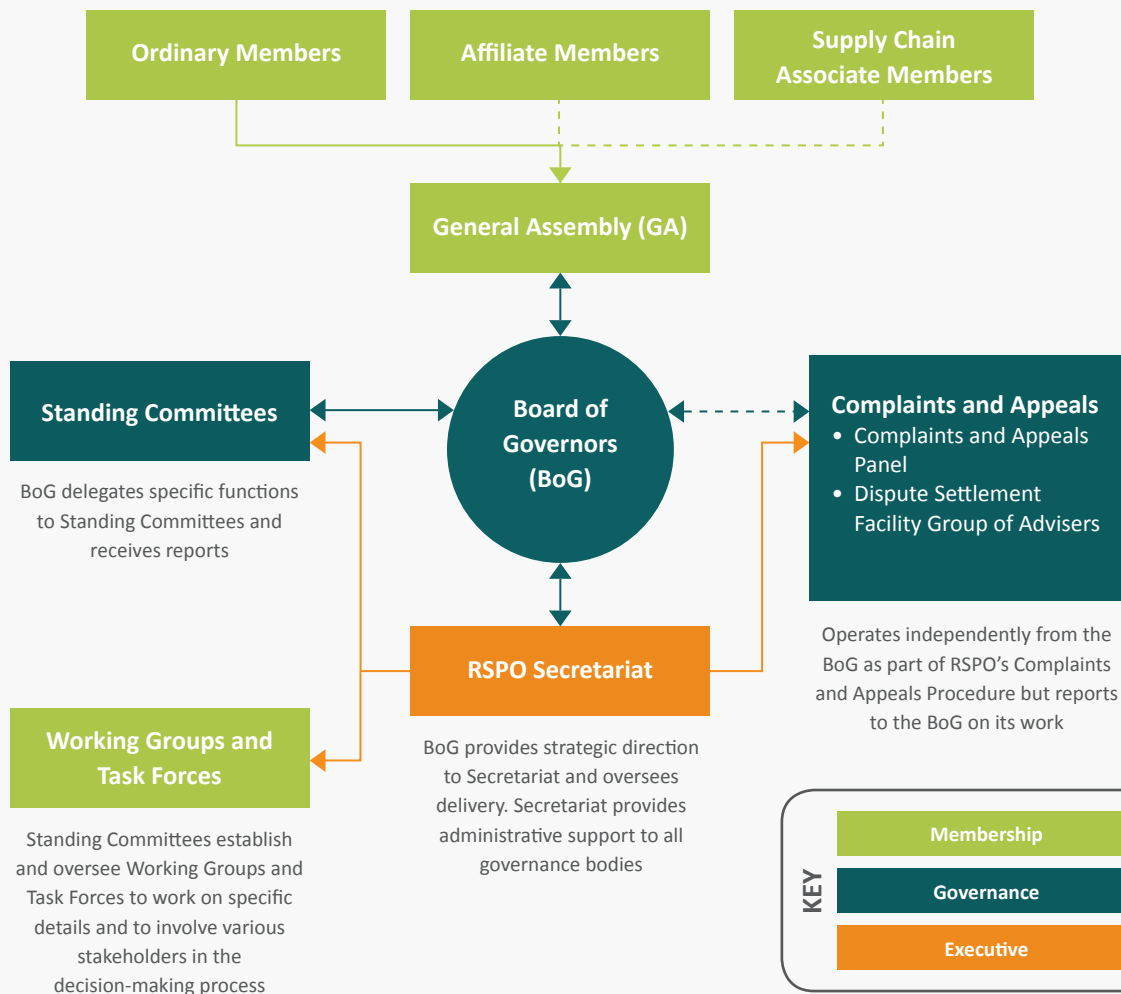
During the year, RSPO's governance structure underwent a review to align with RSPO's ToC to mobilise resources. This was done to materialise shared responsibility towards the achievement of desired outputs and outcomes in light of the revisions to RSPO Principles and Criteria (P&C) 2018. The review resulted in the formation of new standing committees, which will be finalised by the third quarter of the year.

In November 2018, we held our 16th Annual Roundtable on Sustainable Palm Oil (RT) in conjunction with our 15th Annual General Assembly (GA15) at The Magellan Sutera Resort in Kota Kinabalu, Sabah, Malaysia. GA15 was attended by 251 members across the seven sectors of the palm oil industry. Following the GA15 nominations, retailer AEON Co. Ltd joined RSPO's BoG, filling the vacancy left by Marks and Spencer.

2019 Key Changes

- 1 New Standing Committees (Market Development, Assurance, Standards, Smallholder)
- 2 Clearer governance structure pertaining to Board of Governors (BoG), Standing Committees, Working Groups and Task Forces

Our Governance Structure

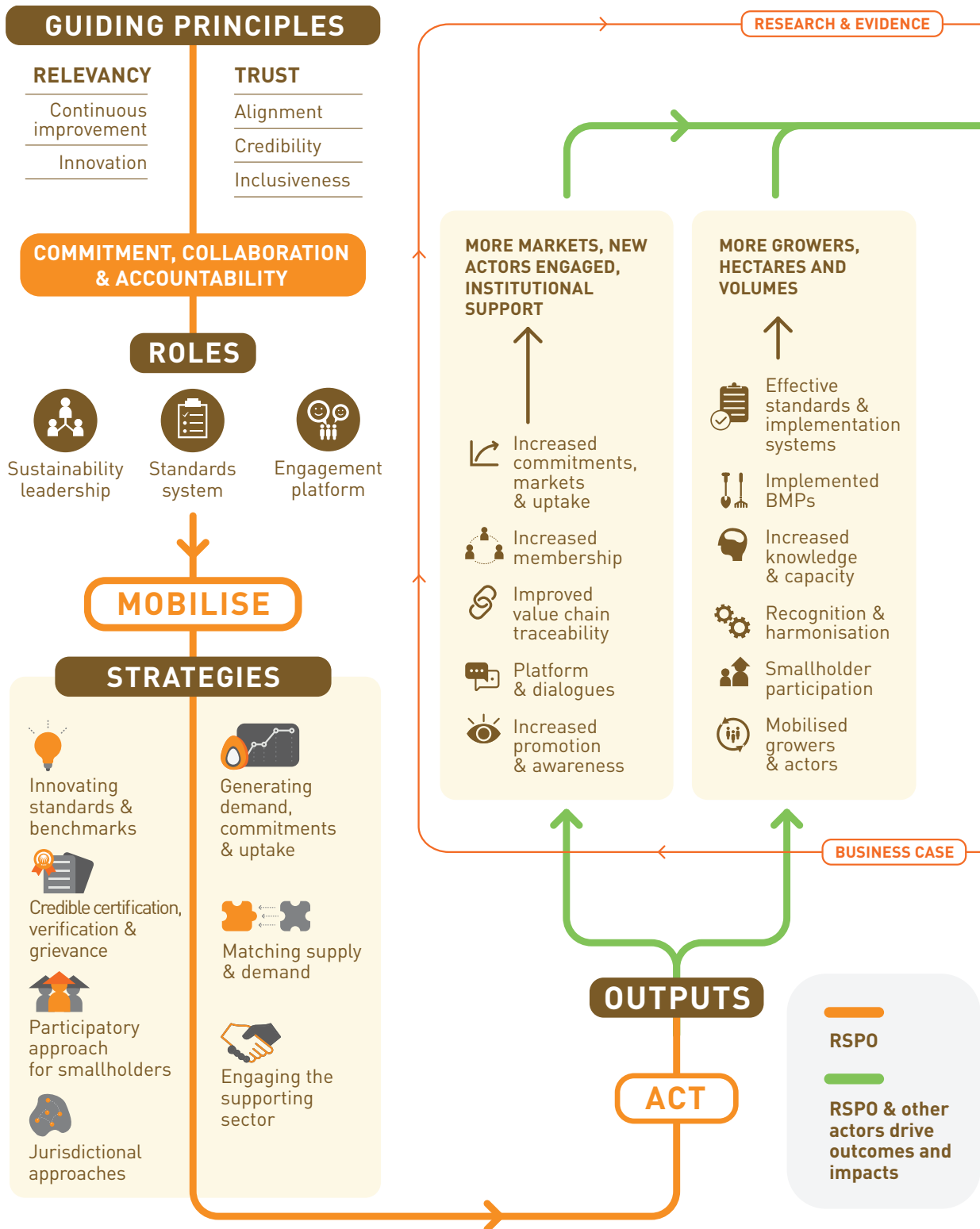




RSPO IN BRIEF

RSPO's Theory of Change

Our roadmap for sustainable palm oil

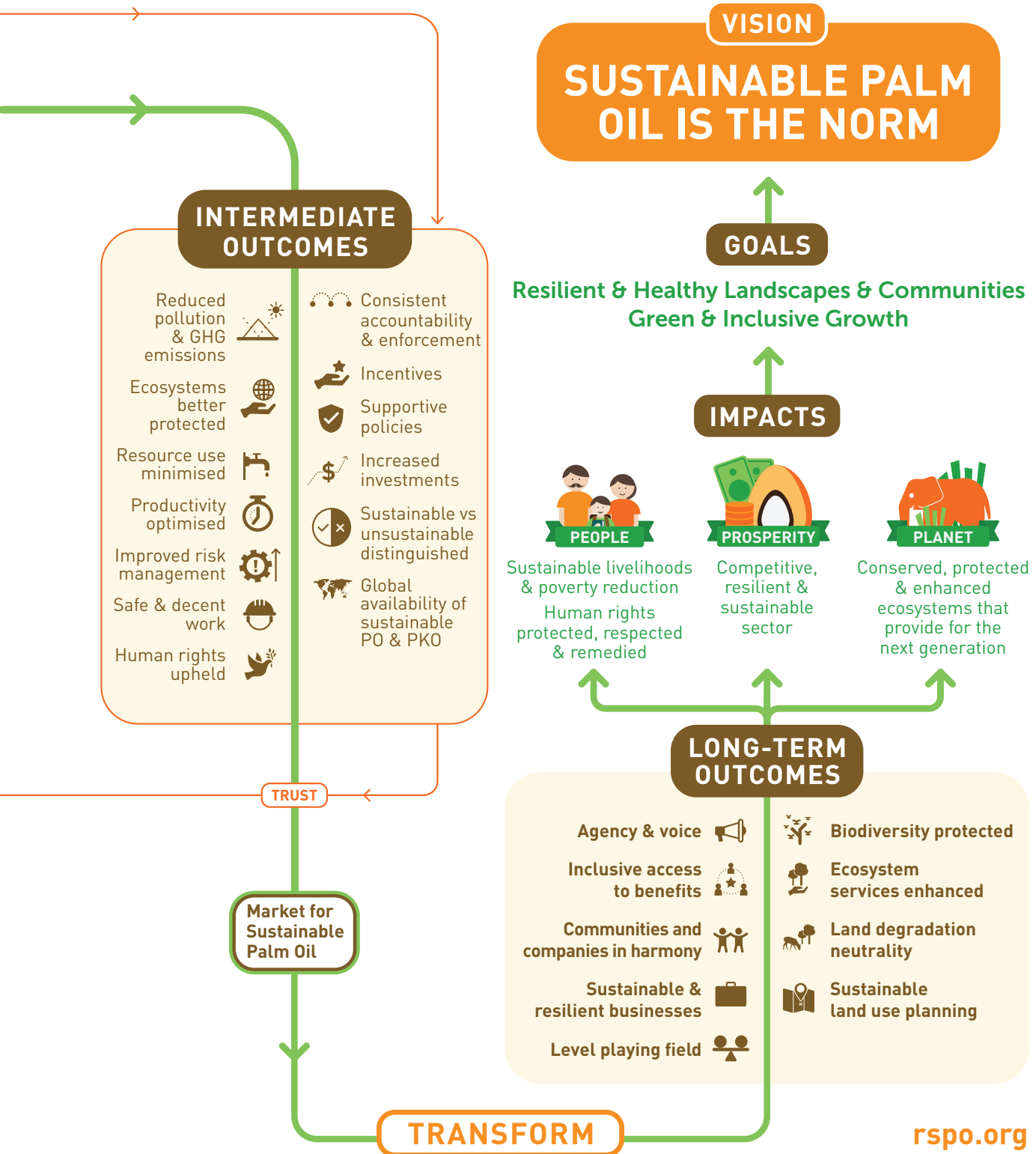




RSPO IN BRIEF



More information on our ToC is available at <https://rspo.org/impacts/theory-of-change>





RSPO IN BRIEF

Working Towards Change

A summary of our performance update as at 30 June 2019

Our Strategies and Approach



Innovation in standards and benchmarks

Working with stakeholders and other systems to define the principles, criteria and practices that make sustainable palm oil production happen.

[Read more about the RSPO P&C 2018 on page 17.](#)



Credible certification, verification and grievance

Developing a framework of assurance that builds stakeholder confidence and trust that sustainability requirements are met.

[Read more about RSPO's Certification System on page 15.](#)



Participatory approach for smallholders

Ensuring the inclusion of more smallholders in the RSPO system to produce sustainability and benefiting from sustainable palm oil production and trade.

[Read more about smallholder inclusion on page 27.](#)



Jurisdictional approaches for collective impact

Catalysing platform for collective impact.

[Read more about our jurisdictional approach to certification in our Impact Report 2018, page 30-31.](#)



Demand generation, commitments and uptake

Furthering commitments and uptake of sustainable palm oil to incentivise sustainable production.

[Read more about our market outreach activities on page 35-37.](#)



Matching supply and demand

Increasing and diversifying the supply base and market to ensure the long-term security of demand and market access for growers.

[Read more about our market outreach activities and uptake on page 36-37.](#)



Engagement of supporting sector

Creating an enabling environment through being a catalyst, advocate, and partner for policies and incentives, investment, regulation, and enforcement.

[Read more about how we engage with market actors, government bodies and other key stakeholders to support progress on national commitments and uptake of CSPO on page 36-37.](#)



RSPO IN BRIEF

Outputs



Increased membership

4,349

registered members across 94 countries as of 30 June 2019, representing an annual increase of

11% since 2018.



Pg.14



Increased commitments, market and uptake

6,255,840

metric tonnes (MT) of CSPO taken up by the market between 1 January 2018 and 31 December 2018, a year-on-year growth of 2%.



Pg.35



Smallholder participation

5,304

independent smallholders are certified as at 30 June 2018 (an increase of 52% since 2018), covering **24,757**

hectares of certified area.



Pg.27



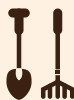
Effective standards and implementation systems

27

certification bodies accredited to conduct RSPO certification audits.



Pg.15



Implemented BMPs

3,891,983

hectares of plantations are RSPO certified across 16 countries, a 22% increase compared to 2018. There are 389 RSPO certified mills with production volume of 14.29 million MT of CSPO and 3.21 million MT of CSPK.



Pg.36-37



Platform and dialogues

Find out more about the progress of country-specific commitments towards market uptake of CSPO on page 36-37.

Outcomes



Reduced pollution and GHG emissions

1.4 million

tCO₂e/year of carbon emissions savings from avoided land clearance, peat avoidance and conservation area sequestration in new development by RSPO members.



Pg.32



Biodiversity protected

237,501

hectares of HCV area identified and managed by RSPO certified members within their certified concessions.



Pg.29



Inclusive access to benefits

The RSPO Smallholder Support Fund (RSSF) has provided financial support for 37 smallholder projects in 12 countries since November 2013, benefitting

29,414

individual smallholders.



Pg.27

Vision: To transform markets to make sustainable palm oil the norm



RSPO IN BRIEF

RSPO Research

RSPO Commissioned Research

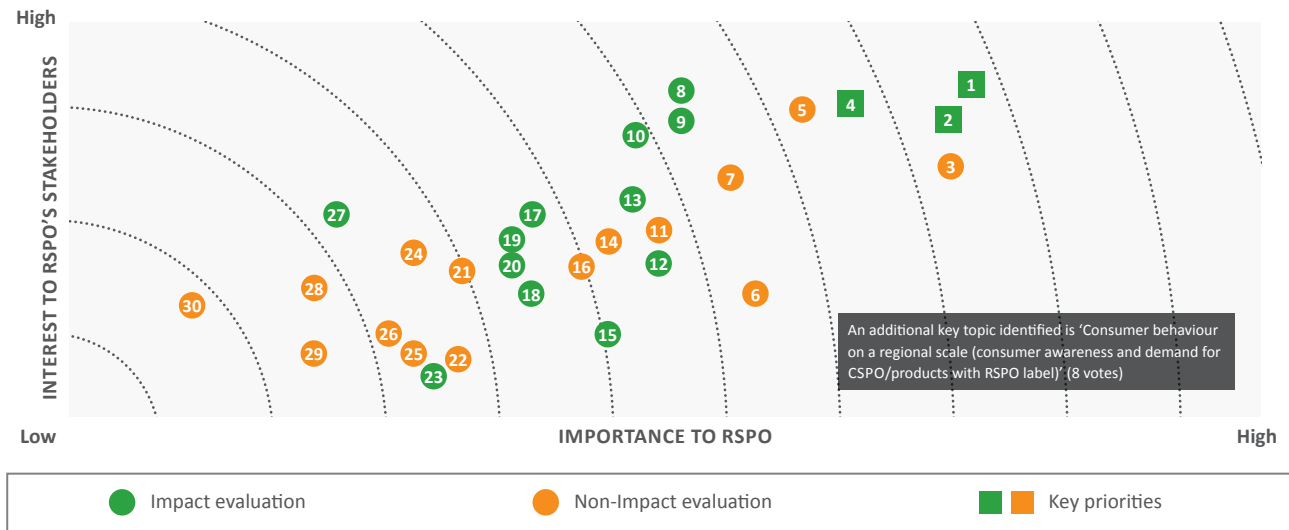
In 2018, we released a Research Agenda with the aim to help focus, inform and coordinate our research work to test and validate our ToC. Following the launch of the Research Agenda, we conducted a survey with internal and external stakeholders to determine three priority research topics to be commissioned in 2019/2020. The survey has since been completed and the research survey results are available on the RSPO Research and Evidence webpage.

With the survey results now at hand, we have called for research tenders on the three identified priority topics. We have also established an internal RSPO Research Committee to oversee the research progress, as well as to review and select the proposals received from our tenders. To date, we have commissioned research on topics (1) and (2), and we aim to commission the last research on topic (3) before the end of 2019.

Priority Research Topics for 2019/2020

- 1 Cost-Benefit Analysis (CBA) of RSPO Certification for Smallholders
- 2 Impacts of RSPO on Working and Living Conditions of Oil Palm Plantation Workers
- 3 Contribution of RSPO to the Protection of Biodiversity (Especially Rare, Threatened and Endangered Species)

Research Survey Results Matrix



- | | | |
|---|--|--|
| 1 CBA for smallholders | 11 Smallholders' socio-economic status | 21 Human rights case study |
| 2 Biodiversity (rare, threatened and endangered species) | 12 Farm practices and yield | 22 RSPO as engagement platform |
| 3 Role, capacity and performance of auditors and assessors | 13 Fire incidents | 23 Business case study for financial institutions |
| 4 Living wages and working conditions | 14 Grievance system | 24 Role of RSPO on mills' support for smallholders |
| 5 Benefits and challenges for independent smallholders | 15 CBA for large companies | 25 Long-term effect of RSSF |
| 6 Case study on conservation of biodiversity and ecosystem services | 16 Benefits and challenges for scheme smallholders | 26 Partnered governance |
| 7 Reputation and business risk | 17 Local community development | 27 CBA for outgrowers |
| 8 Natural ecosystems and protected areas | 18 Farm practices (pre vs post) | 28 FPIC case study |
| 9 Labour rights | 19 Unintended social impacts | 29 Effect of RSSF on organisations supporting smallholders |
| 10 Peat | 20 Unintended environmental impacts | 30 Gender equity |

More information on our research work can be found at <https://rspo.org/impacts/research-and-evidence>



RSPO IN BRIEF

SEnSOR



More information on SEnSOR programme can be found at <http://www.sensorproject.net>

In 2015, RSPO established the Socially and Environmentally Sustainable Oil Palm Research (SEnSOR) programme, an independent five-year integrated multi-disciplinary external research programme designed to fill key knowledge gaps in testing and developing the RSPO P&C for sustainability in oil palm agriculture. The research outcomes for the first and second phases are available on SEnSOR's website. In 2018, SEnSOR commissioned three impact studies as part of Phase 3. The summary of findings are as follows:

Project 1 - A study on outcomes of RSPO certification for independent smallholders

The project investigated the interacting social and environmental pressures in smallholdings and tested whether RSPO certification is able to jointly improve these aspects. SEnSOR found that certified smallholders had significantly higher yields once other factors such as tree age were accounted for, and scored more highly across a range of indicators of good agricultural practice compared to non-certified smallholders. However, there was no significant relationship between management and yield, and higher yields experienced by certified smallholders was most likely due to better conditions (such as more experience and access to financial support) prior to certification. There was very little difference in the provision of ecosystem services (vegetation biodiversity, carbon storage and herbivory) between certified and non-certified smallholdings. Aspects of management that are especially important for the ecosystem services we tested, such as pesticide and fertiliser application, were similar in certified and non-certified smallholdings, which may help to explain this finding.

Project 2 - Testing the benefits of retaining forested set-asides within RSPO-member plantations for biodiversity and aboveground carbon stocks

The project examined forested set-asides within RSPO member plantations (both certified and uncertified) using a combination of field sampling and remotely sensed data. SEnSOR found considerable variation in forested set-asides in RSPO member plantations in terms of forest quality, aboveground carbon stocks, and bird species richness. Thus, a few forested set-asides contained high-quality forest, with reasonable aboveground carbon stocks and important forest birds (such as endemic and IUCN Red List species), broadly comparable with some continuous forest sites. However, most set-asides contained poor-quality forest and so there is potential for better management to improve these set-asides.

Project 3 - Scoping the potential unintended impact of the RSPO certification standard on biodiversity

The project scoped the potential unintended effects of RSPO, focusing on the impacts on biodiversity and ecosystems. From stakeholder surveys and the scientific literature, we identified 11 types of unintended impacts, both positive and negative, that might be occurring. Three potential impacts with the highest priority for research and policy action were highlighted, based on their likelihood of occurrence, potential extent of the impacts, and the ease with which the RSPO can address the impact. These were:

- 1) Displacement to non-members: although biodiversity declines and habitat loss may be reduced within RSPO certified plantations, this loss could shift to non-RSPO members due to the small proportion of the industry that is currently certified by RSPO, and a lack of RSPO presence in the most vulnerable forest frontiers;
- 2) Displacement to non-forest habitats: RSPO members must adhere to strict no deforestation regulations, but this could lead to a shift in biodiversity declines and habitat loss to non-forest habitats, such as natural grasslands which may be equally important,
- 3) Proliferation of new knowledge to benefit biodiversity and habitat conservation, as a consequence of monitoring, research funded by the RSPO, and increased interest by the wider academic community.



RSPO IN BRIEF

RSPO Membership

As at 30 June 2019, we recorded 4,349 (2018: 3,920) members in 94 countries, an 11% since the start of the reporting period.

We gained a commendable growth in membership for palm oil processors and traders as well as consumer goods manufacturers, registering an increment of 8% and 5% respectively.

It is encouraging to see the broadening of our membership in non-grower Asia regions, particularly in Japan, India, and China. The shift in Asian retailer towards embracing sustainable palm oil is also seen in Singapore's NTUC FairPrice Co-operative through their participation in RSPO membership in 2018, a first of its kind from an Asian retailer.

More information on our memberships can be found at <https://rspo.org/members>

Ordinary Membership

(Total: 1,781 as at 30 June 2019)

Consumer Goods Manufacturers



Processors and Traders




Oil Palm Producers



Retailers



Environmental NGOs



Social NGOs



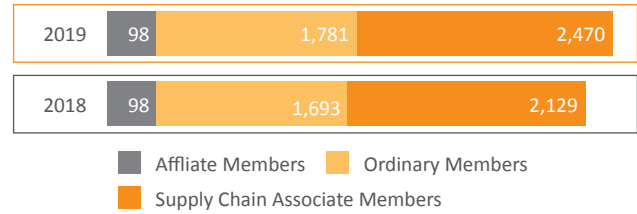
Banks/Investors



Note: The decrease in membership observed in oil palm producers is owing to both non-compliance to RSPO's Code of Conduct and group consolidation.

Our Members

(Total: 4,349 as at 30 June 2019)



Top 15 Countries of RSPO Membership

(as at 30 June 2019)

United States 518 (2018: 446)		Germany 471 (2018: 451)	
United Kingdom 434 (2018: 432)		Netherlands 233 (2018: 228)	
Italy 210 (2018: 200)		France 187 (2018: 161)	
Belgium 160 (2018: 149)		Spain 157 (2018: 138)	
Japan 147 (2018: 90)		Malaysia 143 (2018: 139)	
Australia 140 (2018: 132)		Indonesia 100 (2018: 123)	
China 100 (2018: 87)		Thailand 84 (2018: 76)	
Poland 82 (2018: 67)		Others 1,183 (2018: 1,001)	

Note: The decrease in membership observed in Indonesian members is due to both non-compliance to RSPO's Code of Conduct and group consolidation.



RSPO IN BRIEF

RSPO P&C Certification



More information on our certification process is available at <https://rspo.org/certification>

RSPO P&C Certification System and Standards

Oil palm growers

are certified through strict verification of compliance with RSPO P&C 2018.

Individual growers

wishing to certify their Fresh Fruit Bunches (FFB) against the RSPO P&C 2018 can do so under the Group Certification scheme.

Supply chain actors

that use RSPO certified sustainable oil palm products are audited against the RSPO Supply Chain Certification Standards (SCCS).

RSPO P&C Certified Management Units in 2019

As at 30 June 2019, RSPO P&C 2013 certified area¹ grew by over 22% year-on-year to 3,891,983 hectares across 16 countries.

Indonesia and Malaysia remain the largest oil palm producing nations collectively accounting for 81% of the total RSPO certified area. In Africa, certified area has increased by 56% since 30 June 2018.

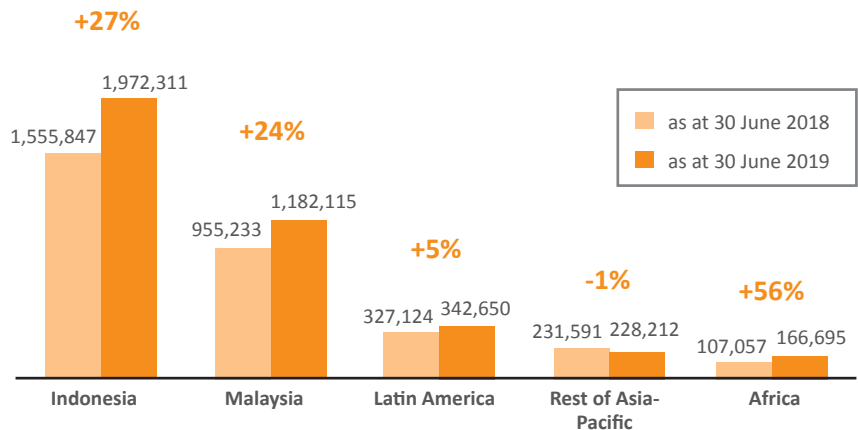
As at 30 June 2019, there are 389 certified palm oil mills with annual certified production volume of 14,290,537 MT of Certified Sustainable Palm Oil (CSPO) and 3,208,976 MT of Certified Sustainable Palm Kernel (CSPK), recording a stable annual growth of 5% and 2% respectively. The total certified production area² cultivated by RSPO members increased by 23%, covering an area of 2,891,608 hectares.

¹Certified area includes the mill, mature and immature oil palm area, buildings and infrastructure, HCVs and any area within the boundary of the management unit.

²Production area includes mature oil palm areas only.

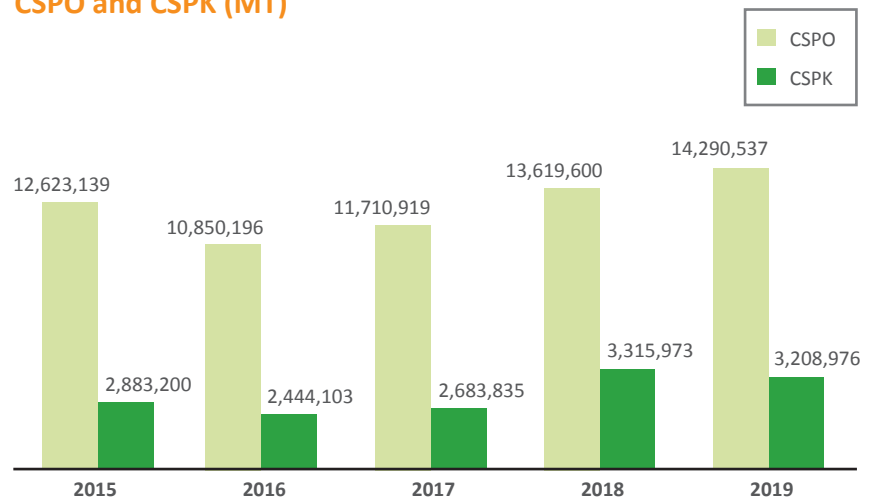
Certified Area by Region

(Total: 3,891,983 hectares as at 30 June 2019)

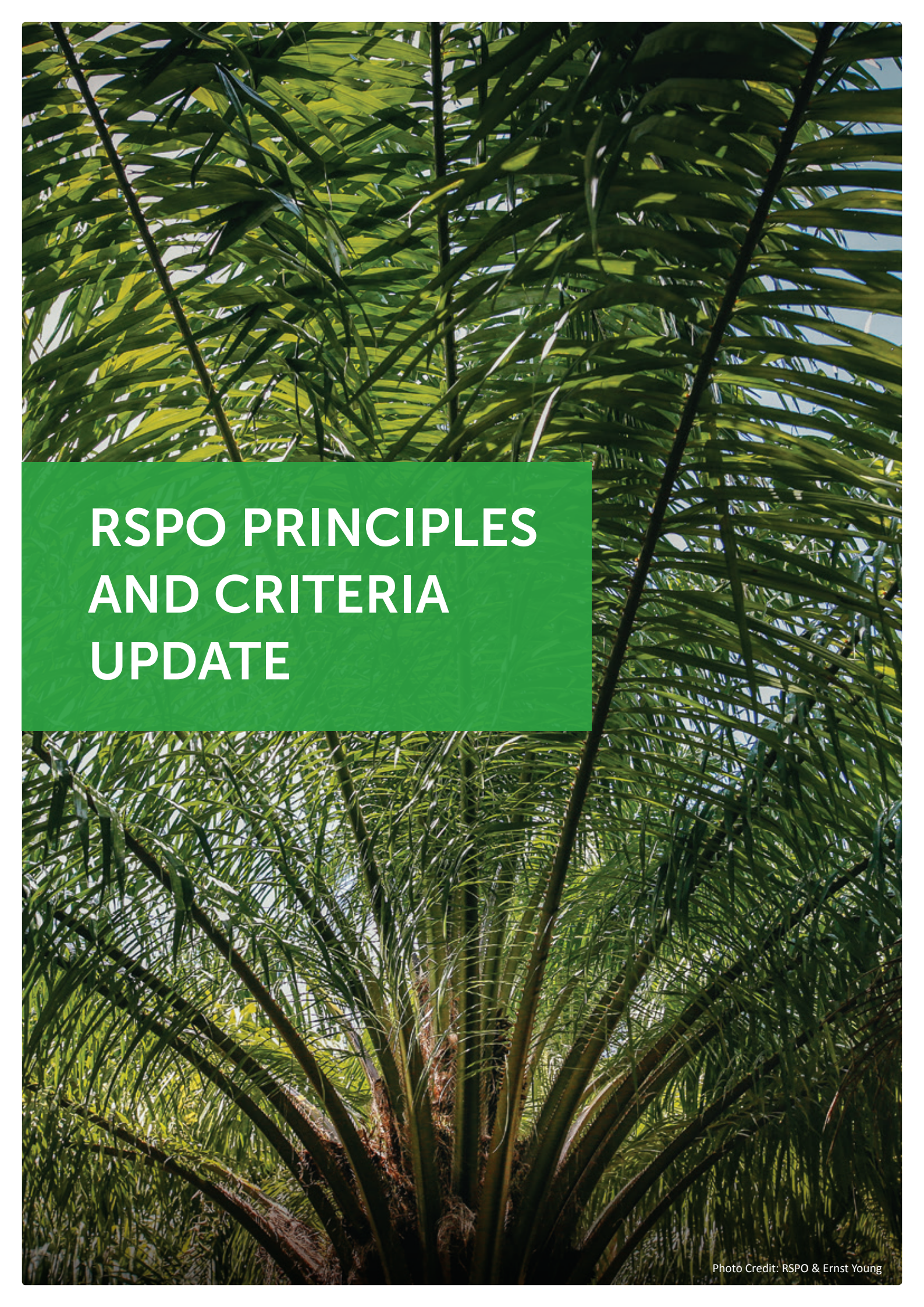


Note: All figures are inclusive of certified area for smallholders certified under group certification.

Annual Certified Production Volume of CSPO and CSPK (MT)



Note: All figures are inclusive of annual volumes of CSPO and CSPK of all smallholders certified under group certification. Data taken as at 30 June for each respective year.



RSPO PRINCIPLES AND CRITERIA UPDATE



RSPO PRINCIPLES AND CRITERIA UPDATE

Overview of RSPO Principles and Criteria (P&C) 2018 Review

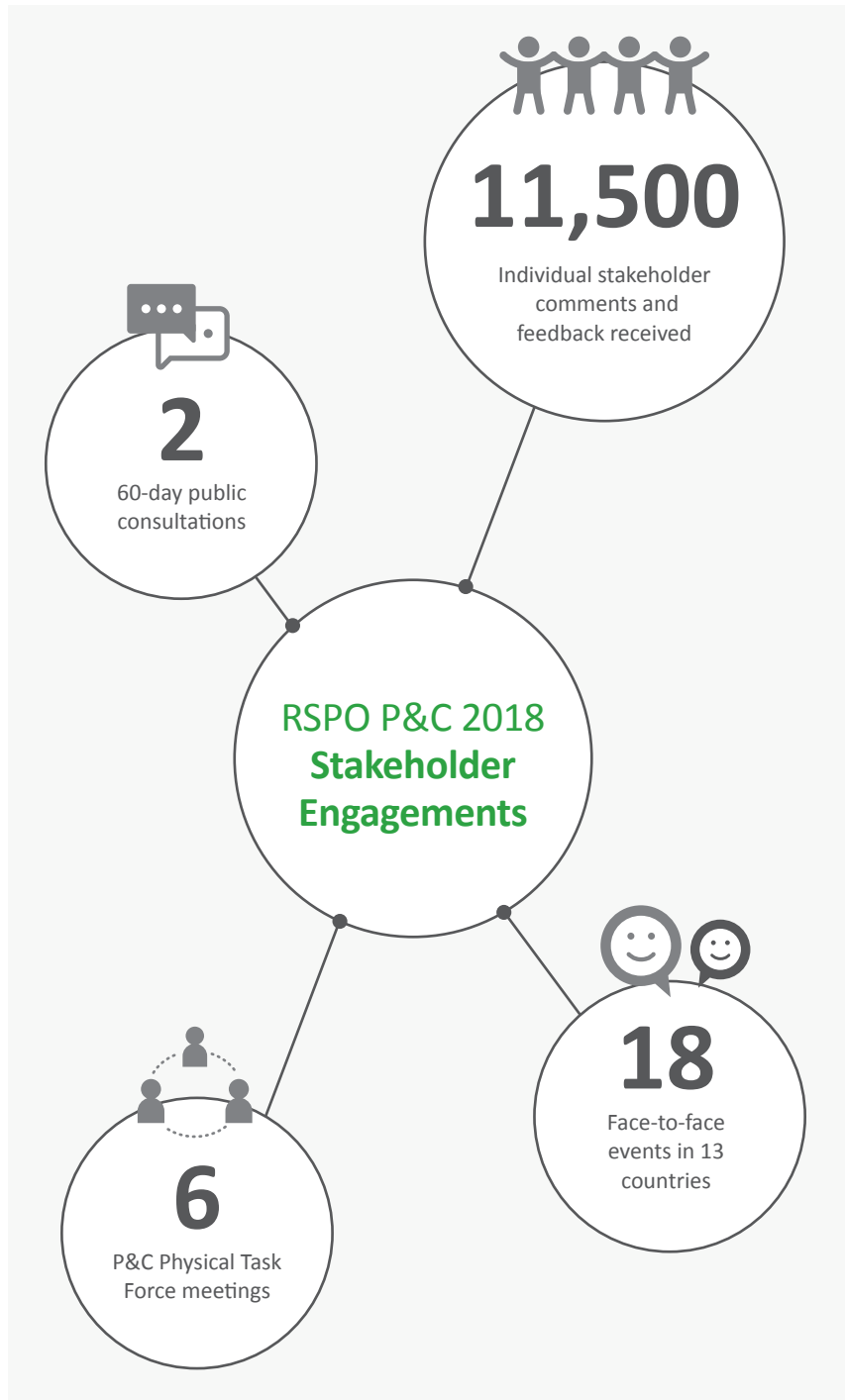
The RSPO P&C is the core of our certification process and is applicable for sustainable palm oil production worldwide. Aligned with ISEAL Alliance best practice, we review our P&C every five years.

Spearheaded by the RSPO P&C Review Task Force, we initiated the review of the P&C 2013 in April 2017 to maintain its relevance and improve its effectiveness for our members. This review is crucial in safeguarding the achievement of our shared vision of making sustainable palm oil the norm, and aligning with the RSPO ToC.

The RSPO P&C 2018 was adopted during GA15 following the completion of a series of stakeholder engagement sessions. While the new standard came into effect immediately, RSPO grower members have a one year grace period, and therefore, are required to be fully compliant with the P&C 2018 by November 2019.

As part of our Standard Operating Procedures for Standard Setting, National Interpretations (NI) for individual countries must be revised within 12 months of the date of adoption (i.e. by 15 November 2019). Relevant countries are currently revising their NI of the P&C 2018, considering input from public consultations.

RSPO P&C 2018 is an outcome-based standard which is aligned to the RSPO ToC. To achieve this, we are developing a metrics template to help us collect data that demonstrates outcomes.

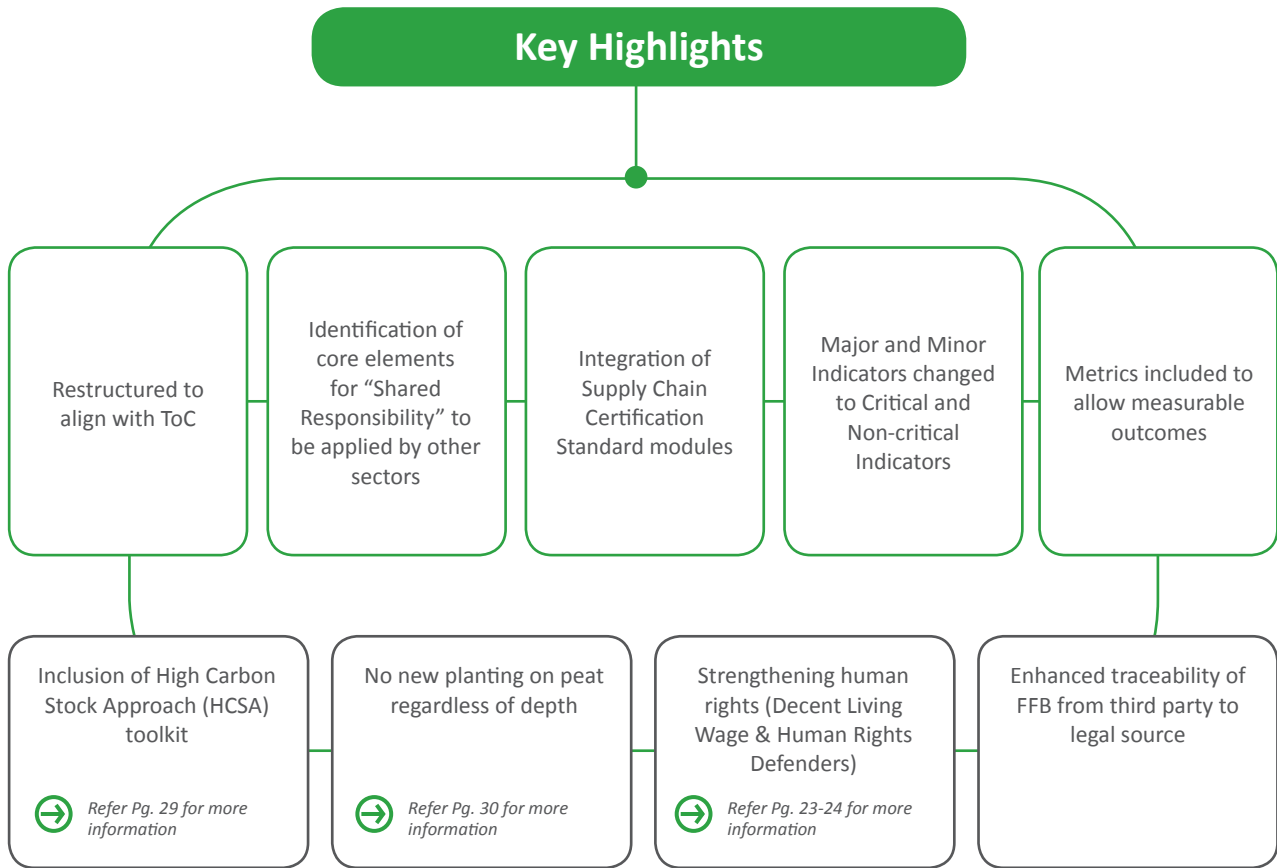


Our RSPO P&C 2018 is available for download at <https://rspo.org/principles-and-criteria-review#updates>



RSPO PRINCIPLES AND CRITERIA UPDATE

Highlights for RSPO P&C 2018



New Structure to Align with ToC

The RSPO P&C 2018 has been restructured to align the seven principles with the three impact areas according to our ToC: people, planet and prosperity.

Integration of Supply Chain Certification Standard Modules

Both general requirements and Modules D and E of RSPO's Supply Chain Certification Standard (SCCS) have been incorporated into the RSPO P&C 2018 to improve risk management along RSPO-certified supply chains. The SCCS is continuously reviewed and revised throughout 2019 to enhance alignment with the RSPO P&C 2018.



Our RSPO P&C 2018 Summary of Change is available for download at <https://rspo.org/principles-and-criteria-review#updates>

New Metrics Template

Concurring to outcome-based monitoring and reporting, we are currently working to develop a metrics template which requires individual units of certification to regularly monitor and continuously improve their economic, social and environmental performance. Under criterion 3.2.2 of the RSPO P&C 2018, members are required to submit their annual reports to the RSPO Secretariat using the metrics template.

The metrics template was shared with the certification bodies at RSPO Certification Body Workshop in January 2019 for comments.

The metrics template was pilot tested by growers who had volunteered to test it and is currently being revised based on the feedback received. It should be completed in the coming month.



RSPO PRINCIPLES AND CRITERIA UPDATE

Shared Responsibility

Our vision “to transform markets to make sustainable palm oil the norm” requires collaborative efforts and is a shared responsibility.

The concept of shared responsibility envisions that all RSPO members equally contribute to the RSPO’s vision and mission, through their responsibility and commitment to the RSPO membership Code of Conduct and beyond.

The ToC demonstrates how RSPO will achieve market transformation through implementing key strategies and activities, with the support of our members, partners, and other stakeholders. The process for change at RSPO is characterised by a progression of “Mobilise, Act and Transform” and underpinned by the concept of shared responsibility and accountability for results.

In March 2019, the Shared Responsibility Taskforce (SRTF) was formed with representation across all member categories to define shared responsibility. The overall objective of the TF is to develop a limited set of reporting indicators for each non-producing ordinary membership category. These indicators must be relevant and meaningful for the RSPO and its members to demonstrate collective impacts and drive change. The indicators must not be lower than those set out in the RSPO P&C, as indicated in the section 3.2 of RSPO Code of Conduct for members. The SRTF recommendation also includes implementation mechanisms as well as plans to further develop incentives and sanctions.

The SRTF reports to the SRTF Oversight Committee, comprised of the Chairs of Standing Committees and supported by RSPO Liaison Lead (Secretariat) to ensure that all due processes are followed.

A draft of SRTF recommendation was put up for public consultation for 30 days from 10 June to 11 July 2019. The draft was developed based on the initial thinking from the restructure subgroup of the P&C Review Taskforces’ review of existing RSPO systems, organisational documents, RSPO Secretariat’s input and 75 interviews and surveys with stakeholders from all sectors.

Key Concepts Underlying RSPO’s Shared Responsibility

01

COMMITMENT

All actors commit to contributing to transforming markets.

02

COLLABORATION

Recognising the need to work together to transform the palm oil market.

03

ACCOUNTABILITY

Partners and members are committed to working together with a mutually agreed accountability for results.

Physical public consultation workshops were organised in Utrecht and Chicago in June 2019. More than 50 individual comments received via the first public consultation with majority of comments received from supply chain actors from Europe and the US.

A second round of public consultation of two weeks will take place from 3 – 16 October 2019 to highlight the new changes made in the document and to solicit feedback from stakeholders. The final draft will be presented to the Board end of October for endorsement.



Photo Credit: RSPO & Jonathan Perugia



IMPACTS 2019

- ➔ Impact for People
- ➔ Impact on Our Planet
- ➔ Impact on Prosperity

IMPACTS 2019

Our work does not stop at standard setting, research, and advocacy. We are committed to monitoring and reporting on our members' impacts across three key categories, which carry both relevance and weight:



Impact Goal **PEOPLE**:

Sustainable livelihoods and poverty reduction

Offers insights on members' progress in raising the quality of life for both plantation workers and indigenous residents in the vicinity of oil palm operations.

Principle 4. **Respect community and human rights, and deliver benefits**

Principle 5. **Support smallholder inclusion**

Principle 6. **Respect workers' rights and conditions**



Impact Goal **PLANET**:

Conserved, protected and enhanced ecosystems that provide for the next generation

Demonstrates growers' sensitivity to both landscape and species conservation, as well as the protection of ecosystems and biodiversity for the next generation.

Principle 7. **Protect, conserve and enhance ecosystems and the environment**



Impact Goal **PROSPERITY**:

Competitive, resilient and sustainable sector

Identify active steps taken to optimise productivity, efficiency and resilience of sustainable palm oil production and distribution.

Principle 1. **Behave ethically and transparently**

Principle 2. **Operate legally and respect rights**

Principle 3. **Optimise productivity, efficiency, positive impacts and resilience**



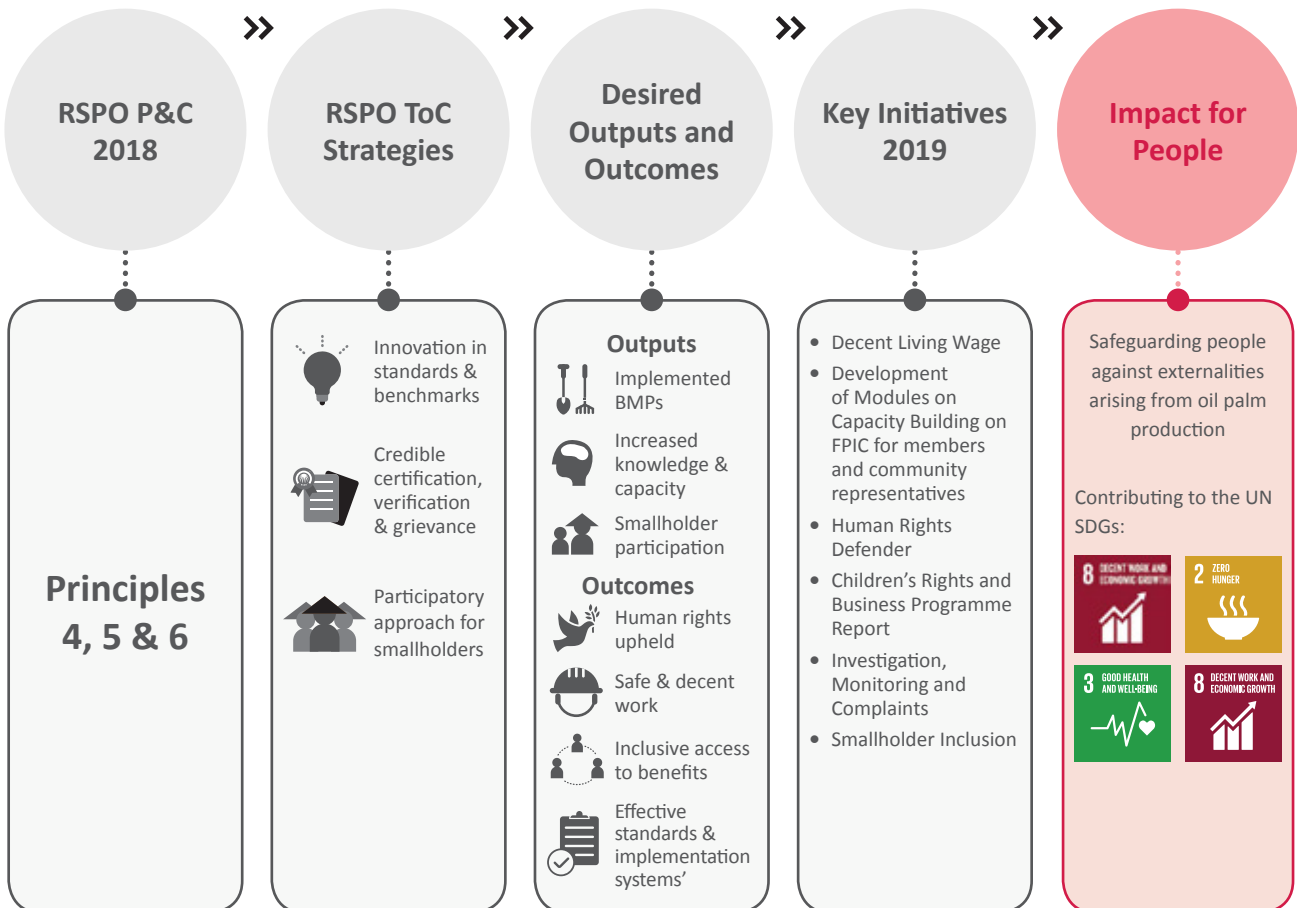
IMPACTS 2019 - IMPACT FOR PEOPLE

Impact for People

Our impacts for people extend beyond providing sustainable livelihoods for plantation workers and their family members, to include protecting the welfare of the wider local and indigenous communities.



Summary of Impact





IMPACTS 2019 - IMPACT FOR PEOPLE



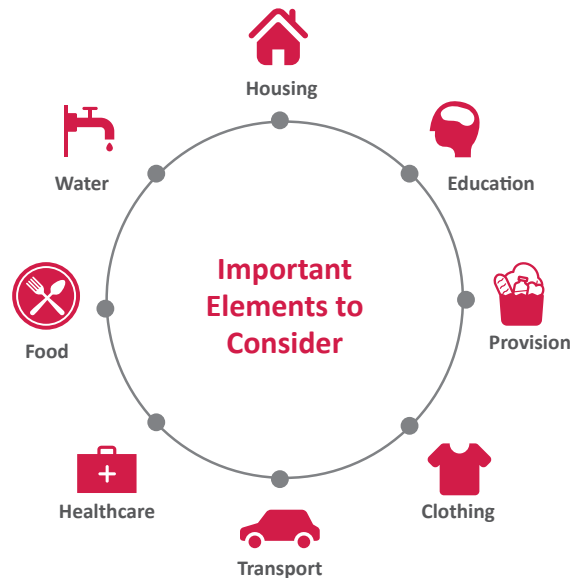
Photo Credit: UNICEF & Fauzan

Respecting Human Rights

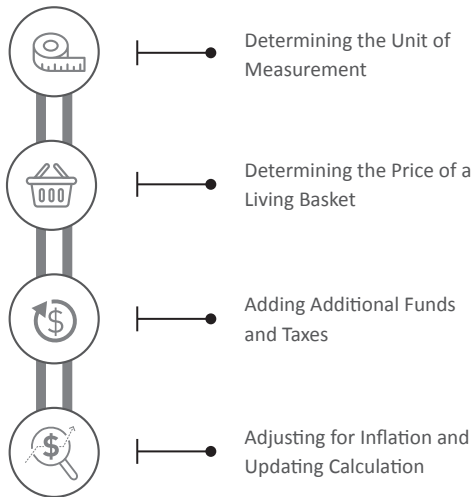
Decent Living Wage (DLW)

The RSPO P&C 2018 incorporates stronger requirements to apply human rights standards to all RSPO members. Criterion 6.2 of the P&C 2018 requires that pay and working conditions for all member workers meet industry minimum standards and are sufficient for providing a DLW.

In June 2019, we launched our DLW guidance document for the palm oil industry, using methodology adopted from the Global Living Wage Coalition (GLWC). This allows for the total remuneration received by all workers in RSPO members operations to provide workers and their families a decent standard of living.



Four Steps in GLWC Methodology



How to Calculate DLW

Food Costs + Housing Cost + NFNH Cost = Sub Total

Sub Total + 5% of Unexpected = Total Living Basket

Total Living Basket ÷ FTE = Net Living Wage

Net Living Wage + Mandatory Deductions = Gross DLW

*NFNH refers to Non-Food Non-Housing and FTE refers to Full-Time Equivalent

Advantages of Paying a DLW

- Increasing worker commitment, effort, and confidence in their employers
- Increasing productivity and reducing production costs by reducing high staff turnover
- Attracting business from multinational companies concerned about social issues like DLW
- Recruiting better quality workers
- Reducing rejection rates
- Reducing the number of strikes, work slow down, and labour unrest
- Less absenteeism due to illness and higher energy levels to carry out work

In 2019, we collaborated with UNICEF to increase the quality of living for children living in oil palm plantations. We conducted training sessions and surveys on key areas impacting the children of planters, the outcome of which was used to develop a guidance toolkit to ensure that the livelihoods of children living in plantations are well considered.



IMPACTS 2019 - IMPACT FOR PEOPLE

Free, Prior and Informed Consent (FPIC)

Free, Prior and Informed Consent (FPIC) is a specific right that pertains to indigenous peoples and local communities, recognised in the United Nations Declaration on the Rights of Indigenous Peoples (UNDRIP). It allows these groups to provide or withhold consent for a project that may affect them or their territories. They can withdraw their decision at any stage, even after providing their consent.

Furthermore, FPIC enables them to negotiate conditions under which the project will be designed, implemented, monitored and evaluated. In line with international human rights law, the principle of FPIC has a central place within RSPO's P&C, and has been further enhanced in the P&C 2018.

To aid members in implementing and understanding this concept, RSPO has embarked on developing training modules in 2019 to build capacity of members and representatives of members of the communities affected by RSPO members' operations.

Human Rights Defenders (HRDs)

Human Rights Defenders (HRDs) are defined as individuals, groups, or associations who promote and protect universally recognised human rights and contribute to the elimination of all forms of violations and fundamental freedoms of individuals and peoples.

On 24 September 2018, RSPO's BoG adopted a new Policy on HRDs, Whistleblowers, Complainants and Community Spokespersons, which allows for complaints to be lodged to the RSPO Complaints Panel on harmful activities undertaken by, or in connection with any RSPO members, in confidence.

The updated P&C 2018 continues to protect indigenous communities' legal, customary and user rights, and requires growers to provide access to independent legal and technical advice for their complainant. It also requires growers and companies to have policies in place to avoid whistleblowers from being subjected to risks of reprisal and intimidation.





IMPACTS 2019 - IMPACT FOR PEOPLE



Photo Credit: RSPO & Ernst Young

Investigation and Monitoring

Our Investigation and Monitoring Unit (IMU) conducts investigations, monitors action plans, and facilitates risk mitigation, including hotspot monitoring on post-NPP active and retrospective monitoring of HCV areas using Geographic Information System (GIS). Our IMU recently launched a HRD hotline to allow any member of the public to raise their concerns against an RSPO member.



More information on our HRD hotline is available at <https://rspo.org/about/contact/hrd-hotline-eng>

Complaints

Our Complaints System addresses complaints against RSPO members in a fair, transparent, and impartial manner. The Complaints System facilitates the resolution of complaints through one of the following three methods:

- 1 **Investigation and deliberation** by the Complaints Panel and in the event of an appeal, by the Appeals Panel;
- 2 **Mediation** through the Dispute Settlement Facility (DSF) Mechanism; and
- 3 **Negotiations** between parties through the **Bilateral Engagement Process**

Our Complaints System is regulated by the Complaints and Appeals Procedures (2017).

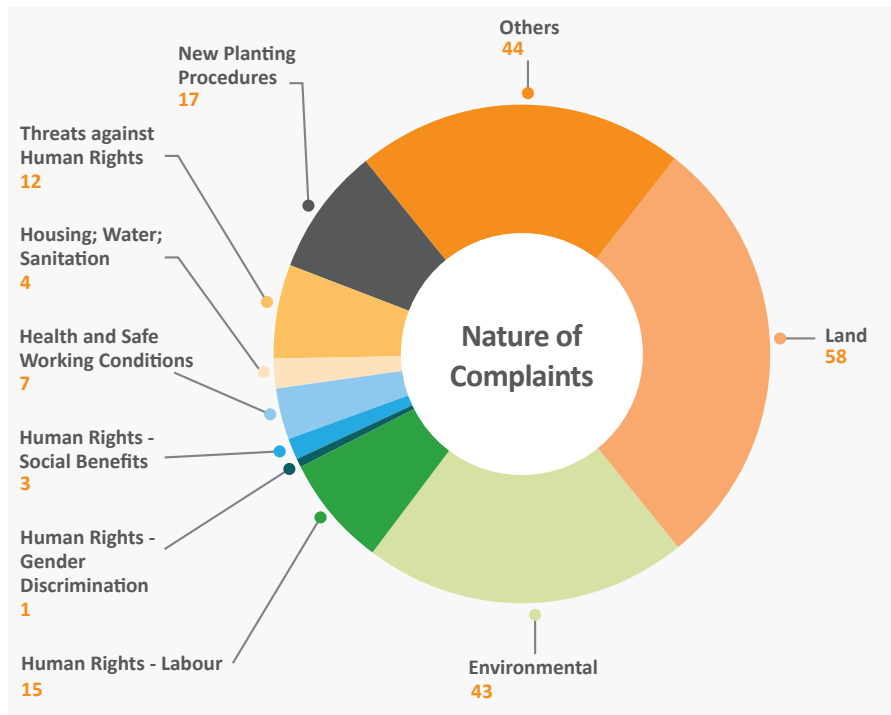
In addition, we recently developed the DSF Framework, Principles and Terms of Reference (FPToR) to refine our approach in supporting stakeholders and members equally through mediation under the DSF Mechanism. The FPToR was subjected to both online and physical consultations. A physical consultation was also held during RT16 with over 20 attendees. The FPToR will be supported by clearly defined Qualifications for the Network of Mediators envisaged by DSF, and a Code of Conduct for Professional DSF Mediators.



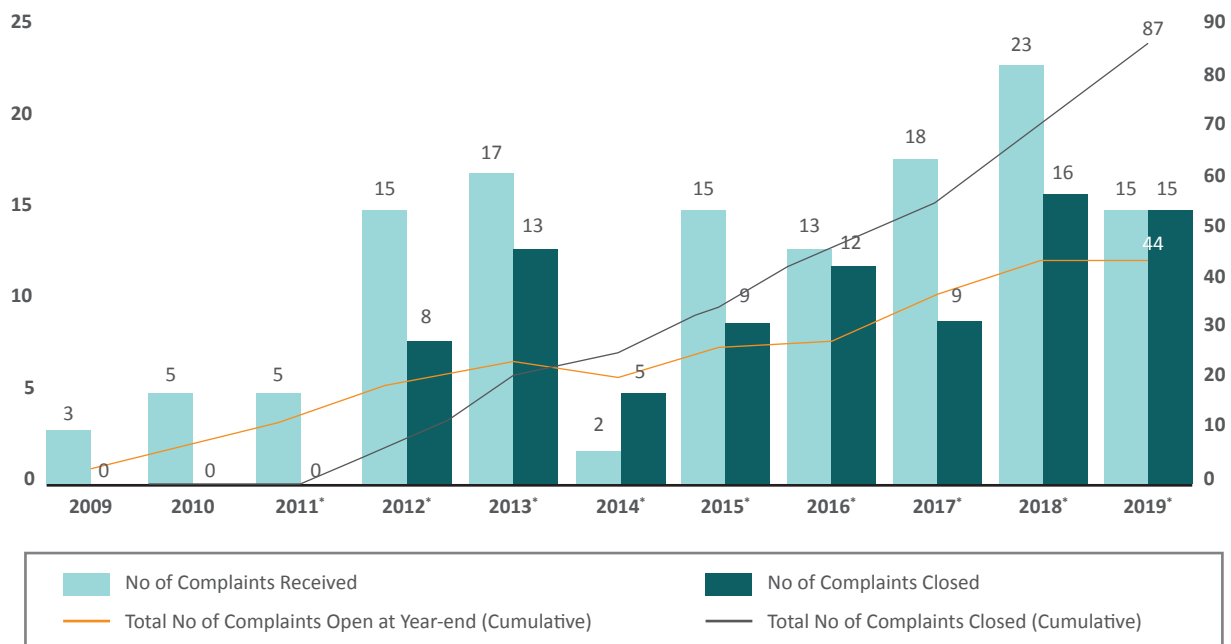
IMPACTS 2019 - IMPACT FOR PEOPLE

Further, we also developed a fresh ToR for the selection of DSF Advisers. This Group of Advisers will be brought on board to impart their knowledge and expertise in relation to both mediation and the palm oil industry, with the aim of taking DSF to greater heights. The FPToR and the ToR for the Group of Advisers were endorsed by our BoG on 7 March, 2019. The DSF brochure has also been finalised and is currently available in English and French, with Spanish and Indonesian versions due to be completed by November.

Our bilateral engagement platform has successfully resulted in mutually agreed resolutions between parties to a complaint.



Number of Complaints Cases by Year (2009 - 2019)



Note: Figures for 2009 to 2018 are representative of full calendar year (1 January - 31 December). Figures for 2019 are inclusive up to 30 June 2019
 *Comparative information has been restated to conform with current year's presentation

IMPACTS 2019 - IMPACT FOR PEOPLE

Smallholder Inclusion

In Indonesia and Malaysia, palm oil production is one of the main sources of livelihood for local rural economies. Recognising the need to nudge the large-scale inclusion of smallholders, RSPO's Smallholder Strategy was developed in March 2017.

RSPO Independent Smallholder (ISH) Standard

During the revision process of the RSPO P&C 2013, a subgroup of the RSPO P&C Review Task Force, named the Smallholder Interim Group (SHIG) was formed to provide recommendations to revise the approach to smallholder inclusion by simplifying the RSPO standard. This resulted in the decision to develop a separate standard for independent smallholders - the RSPO Independent Smallholder (ISH) Standard. The RSPO ISH Standard has gone through several rounds of public consultations and is scheduled for adoption by the General Assembly in November 2019. A Smallholder Standing Committee was established in March 2019 to oversee the implementation of the RSPO Smallholder Strategy.



146,133

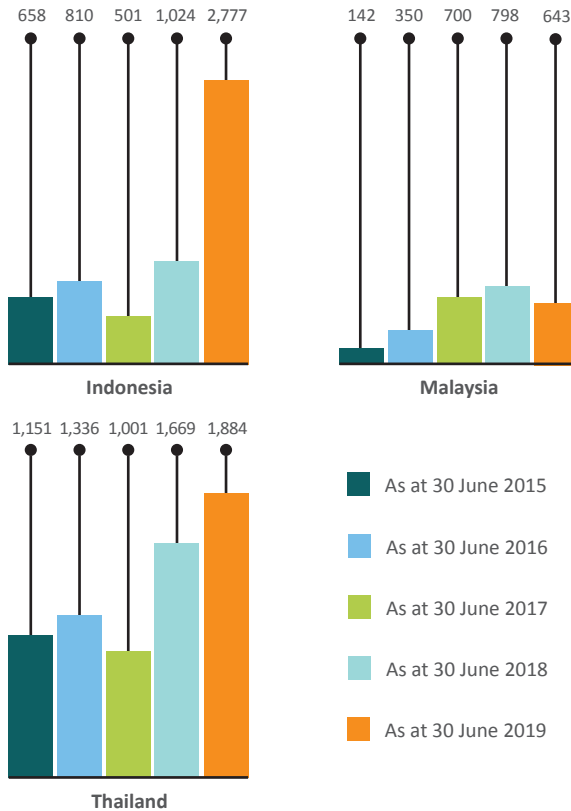
Total Smallholders
(2018: 55,099)



401,879 ha

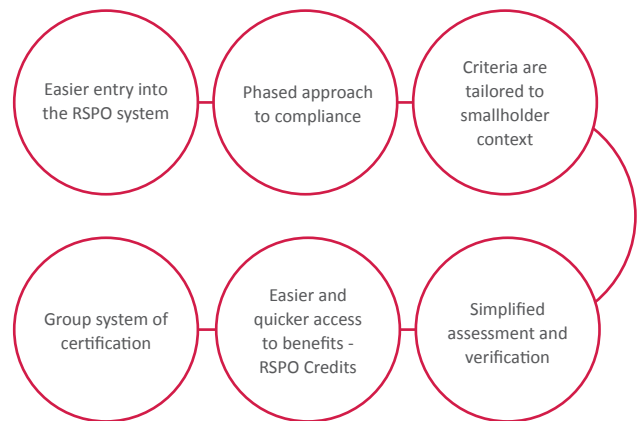
Total Smallholders' Area
(2018: 284,320 ha)

Number of Independent Smallholders under Group Certification



Note: The decreased of certified ISH in Malaysia is due to license expiry during this reporting period.

How Does the New Smallholder Standard Propose to Simplify Certification?



RSPO Smallholder Support Fund (RSSF)

In an effort to further improve current practices and the approach to smallholder inclusion into the RSPO system, the RSPO Smallholder Support Fund (RSSF) was established in 2014. To date, the RSSF has provided financial support for 37 smallholder projects in 12 countries (equivalent to RM 19.38 million or USD 4.68 million). Nearly 29,414 individual smallholders covering about 163,996 hectares of farmland have benefitted. During the current reporting period, 10 projects have been granted funding through the RSSF.



IMPACTS 2019 - IMPACT ON OUR PLANET

Impact on Our Planet

SETTING THE BIODIVERSITY BAR FOR PALM OIL CERTIFICATION

The IUCN National Committee of the Netherlands recently published a report where it assessed the rigor of biodiversity and assurance requirements of six sustainability standards with the largest market share in certified palm oil production. The report concludes that:

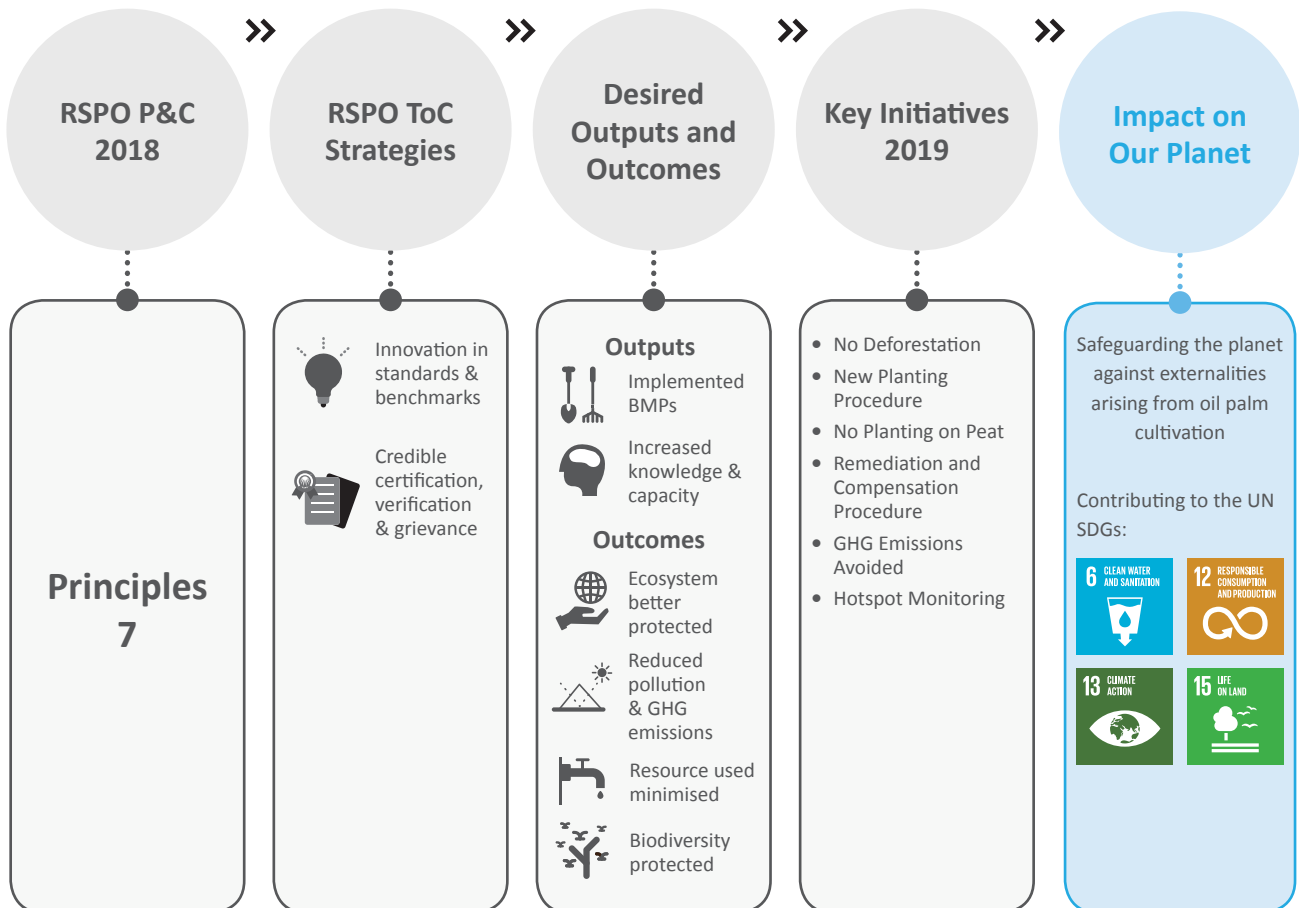
“
RSPO’s P&C 2018 provides the best standard to protect biodiversity.
”



Read more at <https://www.iucn.nl/en/updates/iucn-nl-compares-sustainability-certification-for-palm-oil>



Summary of Impact






IMPACTS 2019 - IMPACT ON OUR PLANET



Photo Credit: RSPO & Jonathan Perugia

“ Tropical natural forests are important carbon sinks and are hosts to a wide range of flora and fauna. Forests are also important to indigenous peoples and local communities who depend on them for their livelihoods and cultural identities. ”

Protection of HCV Areas and HCS Forests



237,501 ha
of HCV set-aside area identified and managed by RSPO members within their certified concessions
(2018: 263,177 ha)

Note: Our 2019 data for HCV exclude set-aside conservation areas.


To minimise the negative impact of palm oil production on the environment, the RSPO P&C encompasses Criteria 7.12 that prohibits deforestation or damage of any area(s) required to protect or enhance High Conservation Value (HCV) areas or High Carbon Stock (HCS) forests, including secondary and peat forests, for oil palm plantations. HCV and HCS forests in the managed area should be identified and protected or enhanced.

The RSPO ToC also commits RSPO to balancing sustainable livelihoods and poverty reduction with the need to conserve, protect and enhance ecosystems. High Forest Cover Countries (HFCCs) urgently require economic opportunities that enable communities to choose their own development path, while providing socio-economic benefits and safeguards. Adapted procedures will be developed to support the sustainable development of palm oil by indigenous peoples and local communities with legal or customary rights. These will apply in specific HFCCs, and within those, in High Forest Cover Landscapes (HFCLs).

The development of these procedures will be guided by a No Deforestation Joint Steering Group (NDJSG) comprised of RSPO and High Carbon Stock Approach (HCSA) members. In HFCCs, RSPO will work through national and local participatory processes with governments, communities and other stakeholders to develop these procedures. A timeframe for these activities is stipulated in the Terms of Reference for the NDJSG and is publicly available.




More information on RSPO's ToR for NDJSG is available at <https://www.rspo.org/about/supporting-bodies#no-deforestation-joint-steering-group-ndjsg>





IMPACTS 2019 - IMPACT ON OUR PLANET

New Planting Procedure (NPP)



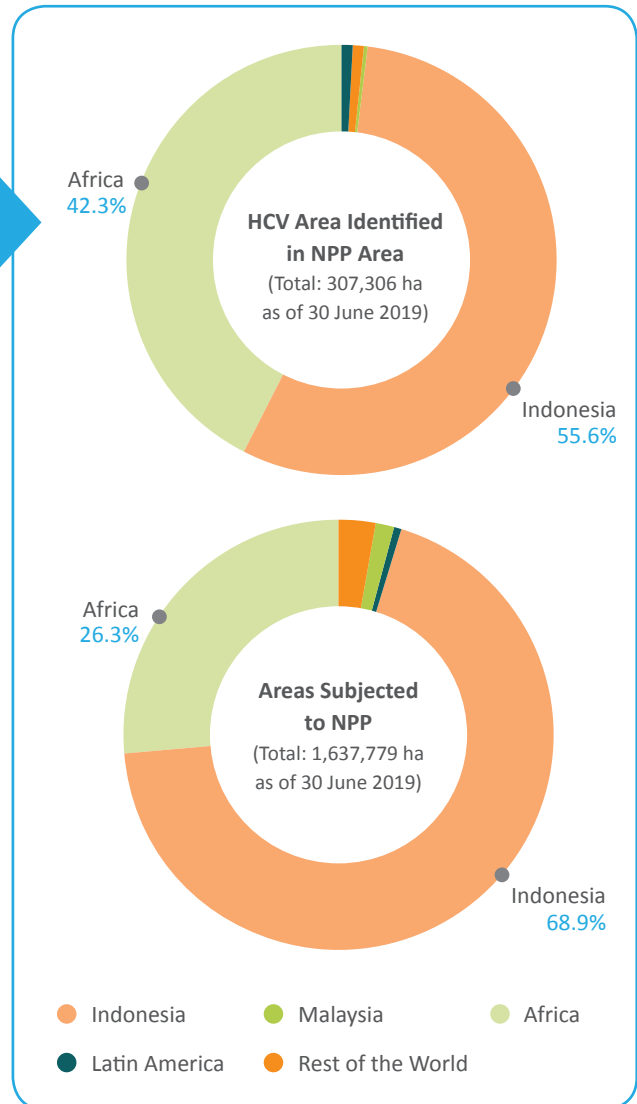
The RSPO New Planting Procedure (NPP) consists of a set of assessments and verification activities to be conducted by growers prior to new oil palm development.

With the adoption of the RSPO P&C 2018 last November, a revision of the NPP document is needed to strengthen the new requirements, such as any new land clearing after 15 November 2018 must be preceded by a HCV-HCSA assessment, no new planting on peat, and other significant social aspects.

As at 30 June 2019, the total area subjected to NPP is 1,637,779 hectares across 16 countries, a 7% increase from the previous reporting period.

We have found that since the NPP was established in 2010, 31% of the hectareage submitted to RSPO for NPP have been included in the scope of certification within an average of two years.

More information on RSPO's Procedures for New Planting is available at <https://rspo.org/certification/new-planting-procedure>



Remediation and Compensation Procedure (RaCP)

The Remediation and Compensation Procedure (RaCP) was established to address land clearance and plantation development undertaken since November 2005 without prior HCV assessment. The procedure requires growers to first disclose any new land development that took place without conducting prior HCV assessment, calculate environmental liabilities through a Land Use Change Analysis (LUCA), and to carry out onsite or offsite compensation for the affected sites or remediation with affected parties. Compensation liabilities are determined through the use of a matrix, which combines vegetation coefficients as proxies for

HCVs, the land clearance period, membership status, and areas requiring environmental remediation. The final compensation liability is expressed in hectares.

As of 30 June 2019, a total of 934,015 hectares of non-compliant land clearance have been disclosed by 413 Management Units. The increase is due to a number of reasons, i.e. new membership applications and consolidation of management units under the Group Membership rules that was endorsed with immediate effect in July 2017.



IMPACTS 2019 - IMPACT ON OUR PLANET

The table below shows disaggregated information on NCLC and FCL data of all disclosed liabilities by region; compiled from all LUCA reports (i.e. reports reviewed as satisfactory and those that are in the various stages of review by external GIS specialists).

Region	30 June 2019		30 June 2018	
	NCLC (ha)	FCL (ha)	NCLC (ha)	FCL (ha)
Africa	34,217	6,601	34,127	6,645
Latin America	135,113	11,291	120,189	10,775
Oceania	9,864	1,025	7,372	799
Southeast Asia	754,821	103,287	747,053	99,181
Grand Total	934,015	122,204	908,740	117,400

*NCLC: Non-compliant land clearance or land clearance without prior HCV assessment since November 2005

**FCL: Final conservation liability

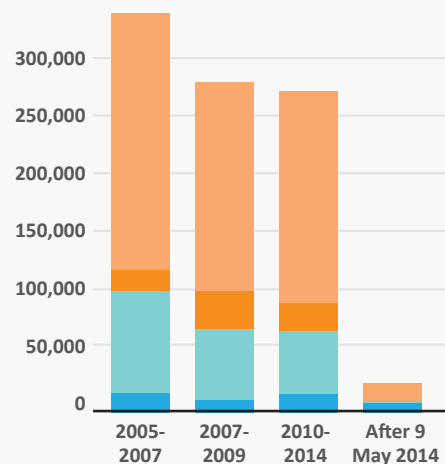
To date, 43% of the total LUCA reports have fulfilled the requirements for satisfactory analysis of land cover change and liability assessment (an increase of 39.8% since the last reporting period).

In addition to disclosing NCLC through LUCA submissions, growers demonstrate their commitment to prevent further non-compliant land clearing either through a self-submission of a revised Standard Operating Procedures (SOP), or a submission of declaration of SOP verification by an accredited certification body.

There has been a total of 50 concept notes submitted (cumulative), out of which 35 have been reviewed and approved by the Compensation Panel. From that total, 35 Compensation Plans have been developed and 17 have been evaluated as satisfactory. A summary of the compensation options that the various management units have proposed for the conservation projects is presented in the table below.

Biodiversity compensation projects types	% of projects
Off-site avoided deforestation and/or avoided degradation of high quality habitats	3.6
Off-site avoided deforestation and/or avoided degradation of high quality habitats, and community conservation and/or livelihood development	10.7
Off-site restoration of degraded forest to high quality habitats	57.1
Off-site species based conservation measures	14.3
On-site forest/high quality habitat re-establishment	10.7
On-site set-aside of plantable areas for conservation and community livelihood development	3.6

Land Cover Change (ha) Over Time in Areas Developed Without Prior HCV Assessment since November 2015



VC - vegetation coefficient

- Highly modified/degraded forest (VC0)
- Structurally simplified/degraded forest (VC0.7)
- Agroforestry (VC0.4)
- Structurally complex forest (VC1)

The bar graph summarises the land cover change during the development of land areas from November 2005 without prior HCV assessment.

- The major land cover areas of non-compliant clearance involved are degraded or highly degraded vegetation (e.g. open grassland and scrub) and existing agroforestry plantations.
- Less than 5% of land cleared without HCV assessments involved the loss of high-quality forest (VC 1).



IMPACTS 2019 - IMPACT ON OUR PLANET

Greenhouse Gas (GHG)

PalmGHG Calculator Update

The P&C 2018 requires RSPO grower members to estimate and monitor GHG emissions from existing plantations and new developments using the 'PalmGHG Calculator' and 'New Development GHG Calculator' respectively.

In December 2018, PalmGHG v4 was introduced with improvements to the report submission process, and flexibility of both online and offline versions for plantations with poor network connectivity. It is mandatory to use PalmGHG v4 for all audits taking place after 31 December 2019.

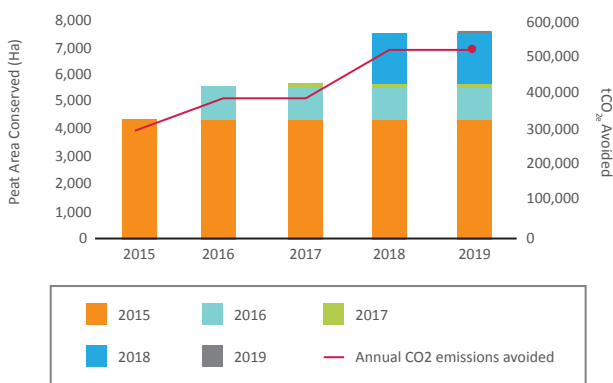
More information on the PalmGHG calculator is available at <https://rspo.org/certification/palmghg/palm-ghg-calculator>

GHG Emission Savings from New Development

Large amounts of GHGs are emitted from the development of new plantations; primarily from land clearing and development of peatlands.

RSPO members are required to conduct a GHG assessment prior to any new developments to ensure they are designed to minimise GHG emissions. Updates on the GHG emission avoidance from the implementation of RSPO requirements are as follows:

Annual CO2 Emissions Avoided from Peatland Conservation (From NPP 2015-2019)



Note: Avoided emissions assuming original landcover as shrubland and water management (if planted) at 60cm.



As at 30 June 2019

1.4 mil

tCO₂e savings

from avoided land clearance, peat avoidance and conservation area sequestration



Equivalent to


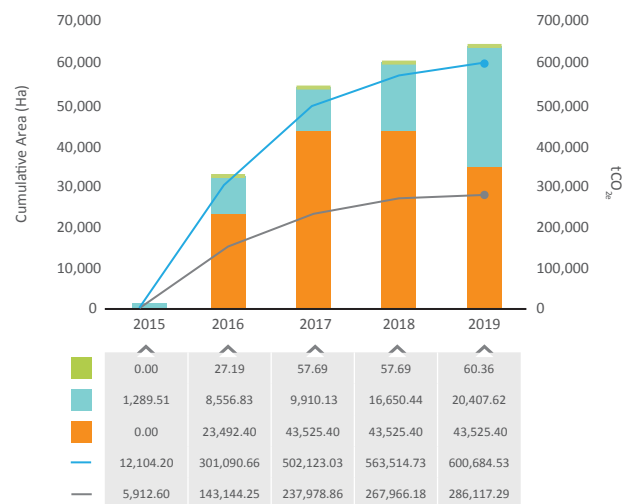
297,835

Passenger vehicles removed from the road in a year

* Passenger vehicles refer as 2-axle 4-tire vehicles, including passenger cars, vans, pickup trucks, and sport or utility vehicles.

Source <https://www.epa.gov/energy/greenhouse-gas-equivalencies-calculator>

Annual Sequestration and CO2 Emissions Avoided from HCV and Conservation Set-Asides (From NPP 2015-2019)



Note: Avoided emissions assuming 50% of landcover is disturbed forest



IMPACTS 2019 - IMPACT ON OUR PLANET

Hotspot Monitoring (GeoRSPO)

Certified and Non-Certified Concession

RSPO's concession map data is sourced directly from members with Grower operations upon membership application and via Annual Communication of Progress (ACOP) submissions. The certification status of concessions was derived from audit reports of mills and supply bases.

As at 30 June 2019, we successfully collected 86% of concession maps held by RSPO grower members - 138 map submissions out of a total of 161.

Hotspot Distribution in Indonesia and Malaysia

RSPO has been actively monitoring fire hotspots in our members' concessions since 2015. The establishment of GIS Unit has enabled RSPO to come up with a mechanism to retrieve and analyse fire hotspot data, and monitor potential fire occurrences within the concessions, both certified and uncertified.

If fires are identified within a concession area, RSPO requests the member to submit the necessary documentation, such as the cause of fire, relative location of the fire, best practices, and also photographic evidence.

More information on how RSPO monitor fire hotspots is available at <https://rspo.org/news-and-events/news/how-gis-technology-helps-keep-rspo-members-accountable>



Technical details on how hotspots are detected are available at <https://earthdata.nasa.gov/firms-faq#ed-fire-detection>

261,999

Total hotspots in Indonesia and Malaysia


(2018: 140,584)

994

Total hotspots* within RSPO member concession in Indonesia and Malaysia

(2018: 682)

** Hotspots are not necessarily actual fire incidences.*





IMPACTS 2019 - IMPACT ON PROSPERITY

Impact on Prosperity

COMPANIES COMMITTED TO SUSTAINABLE PALM OIL PRODUCTION HAVE STRONGER EQUITY RETURNS

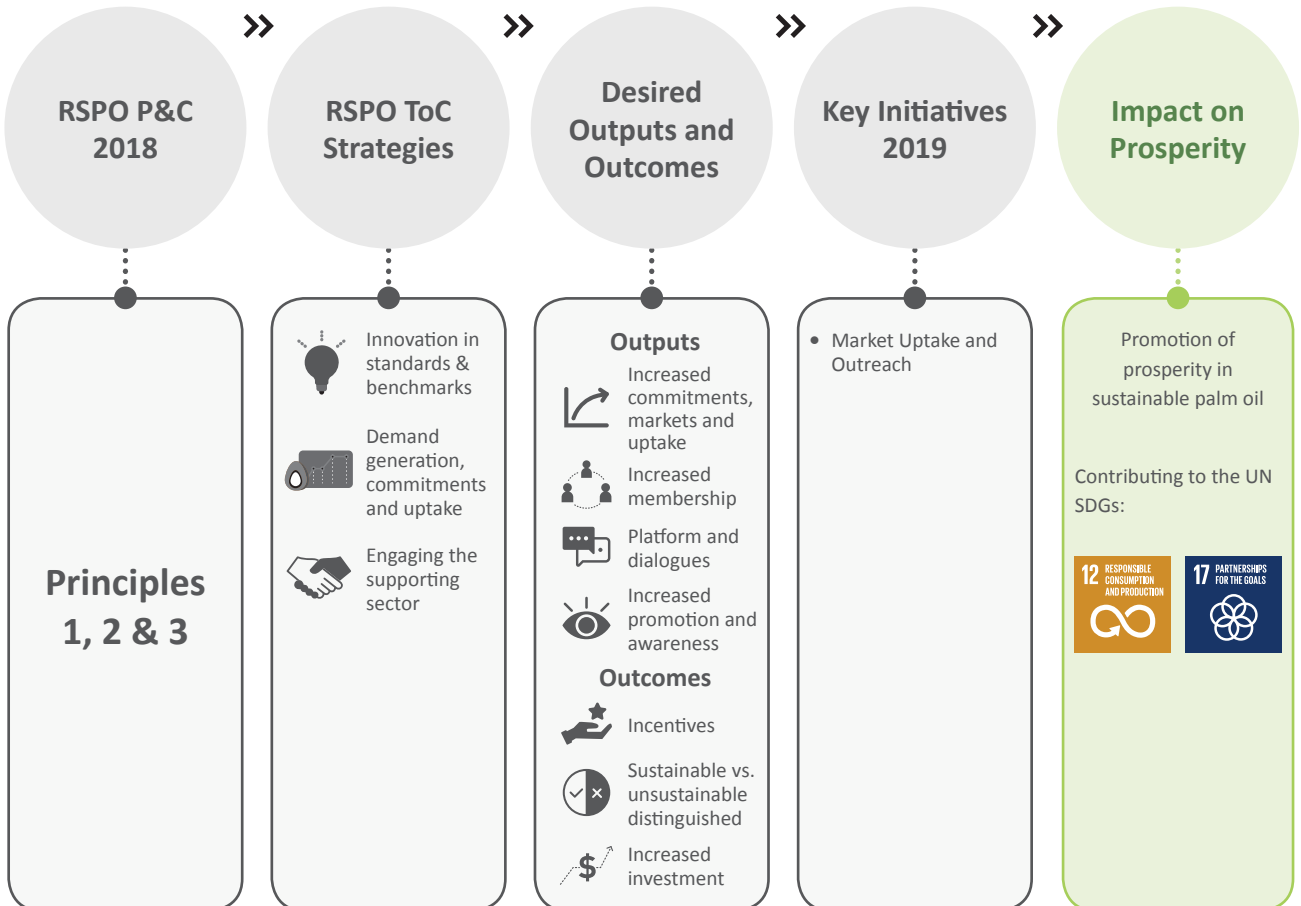
A new report by Climate Advisers, a consultancy specialising in climate and financial risk in the land sector, has shown that companies within the palm oil supply chain that commit to sustainable production have higher equity returns compared to their industrial counterparts. The report shows that:

“
RSPO members outperform non-members by 24.7 percentage points

Read more at <https://www.climateadvisers.com/news/companies-committed-to-sustainable-palm-oil-production-have-had-substantively-stronger-equity-returns/>



Summary of Impact





IMPACTS 2019 - IMPACT ON PROSPERITY



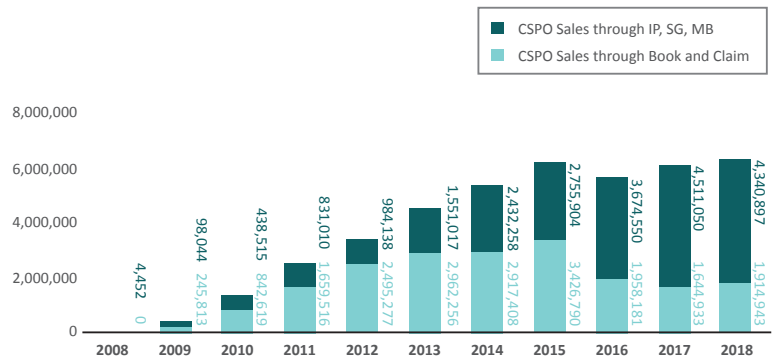
Photo Credit: RSPO & Jonathan Perugia

Annual Growth in CSPO Sales

Transformation of the palm oil market can only be achieved through concerted actions of RSPO members and partners. The RSPO Supply Chain Certification Standard (SCCS) covers requirements related to the control of RSPO certified oil palm products in the supply chain, including flows of RSPO certified oil palm products and associated claims. Oil palm products can be traded through any of the four supply chain models approved by RSPO: Identity Preserved (IP), Segregated (SG), Mass Balanced (MB) and RSPO Book and Claim.

The overall demand and uptake of CSPO recorded a slight increase of 2% from 2017 to 2018. While there was an increase in the sales of CSPO through Book and Claim from 1,644,933 MT to 1,914,943 MT, the opposite is true for the sales of CSPO through IP, SG, and MB from 4,511,050 MT to 4,340,897 MT for the reporting period.

Annual Sales of CSPO (MT)

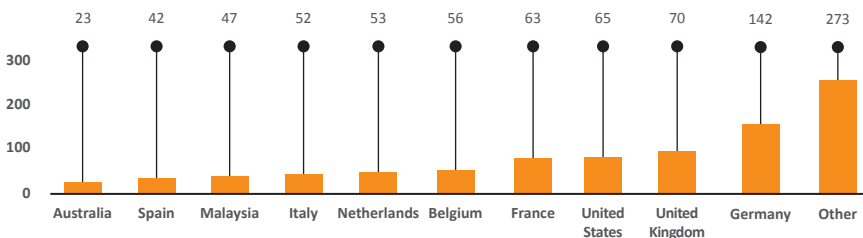


* All figures are based on full calendar year data (1 January-31 December)

RSPO Trademark

The RSPO Trademark is a globally recognised ecolabel that signals the use of RSPO certified sustainable palm oil in a product. As at 30 June 2019, RSPO Trademark licences are held by 884 supply chain certified members across 61 countries. This represents a 25% increase in licence holders since the last reporting period.

RSPO Trademark Licences by Country (as at 30 June 2019)



Notes to data:

- Trademark licence data reflects data from supply chain certified members only.
- The number of licences is equivalent to the number of companies using the RSPO Trademark.

884

Supply chain certified members hold RSPO Trademark licences (2018: 707)



IMPACTS 2019 - IMPACT ON PROSPERITY

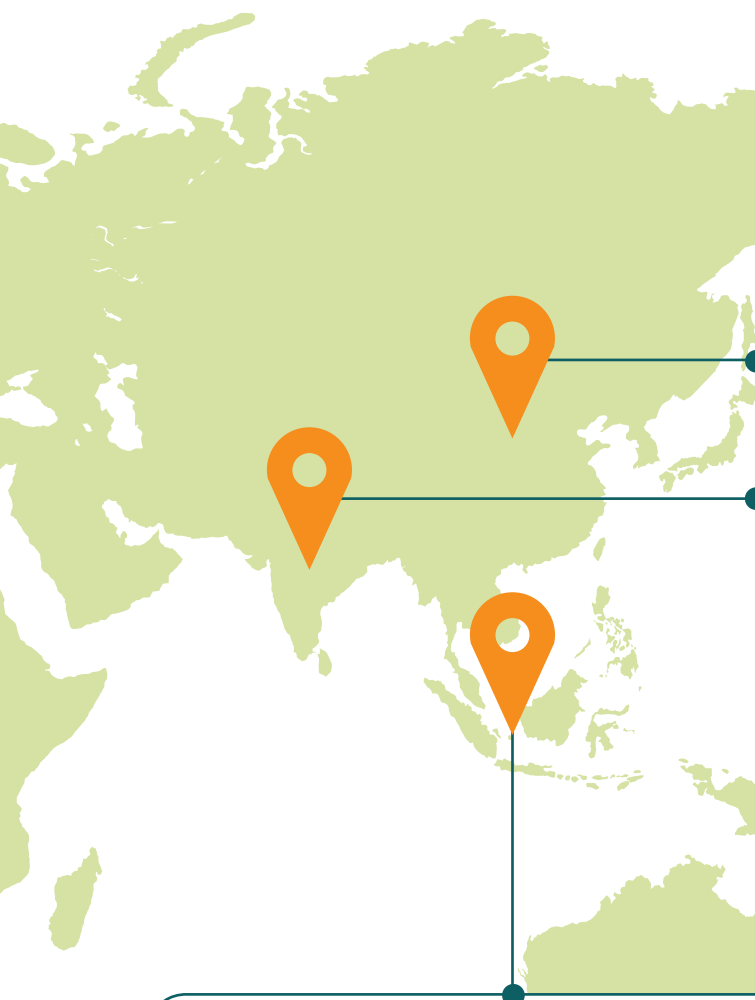
Market Outreach and Uptake

RSPO continues to engage in regionally focused market outreach efforts to promote the consumption of CSPO. The updates for each region are presented as follows:





IMPACTS 2019 - IMPACT ON PROSPERITY



China

1. Two new team members (based in Beijing and Shanghai) joined the RSPO Secretariat in Mainland China.
2. RSPO in Greater China launched the China Sustainable Palm Oil Alliance (CSPOA) in July 2018, in collaboration with China Chamber of Commerce of Foodstuffs and Native Produce (CFNA) and World Wildlife Fund (WWF) during the 2018 China Sustainable Palm Oil Supply Chain Forum. The CSPOA now has nine members, and aims to create a platform for cooperation among the stakeholders in the palm oil supply chain.

Highlights:

1. Over 153 members in Greater China, of which, 100 are from Mainland China.
2. Greater China region projected to have over 80 facilities to be certified by the end of 2019, 50 of which are based in Mainland China.

India

1. The RSPO Secretariat spoke at various events in Delhi, Mumbai, Hyderabad and Dubai and was recognised for 'Excellence in Promoting Sustainability in the Palm Oil Sector'.
2. RSPO in India:
 - Launched the 'Sustainability Ambassadors' and 'Youth for Sustainability' initiatives to engage communities to promote CSPO uptake.
 - Formed the 'Sustainable Palm Oil Coalition for India (I-SPOC)' in Sept 2018 to encourage sustainable palm oil through conducting multi-stakeholder dialogues, and increasing CSPO uptake through three working groups: Supply Chain, End Users and Government Policy.
3. 16 organisations participated in two of India's "National Interpretation Working Group" ("NIWG") meetings and have created a draft open for public consultation.

Highlights:

1. 56 members, a 20% increase.
2. 185% increase in Book and Claim credits.
3. 81 RSPO supply chain-certified facilities in India.

Southeast Asia

Malaysia

1. RSPO in Malaysia:
 - Conducted eight workshops and webinars on various impact topics.
 - Conducted eight roadshows for the RSPO P&C 2018 and one public consultation for the ISH Standard.
 - Hosted a booth at the Palm and Lauric Oils Price Outlook Conference & Exhibition (PIPOC 2019) in Kuala Lumpur.
2. National Interpretations for RSPO P&C 2018 for both Malaysia and Indonesia are targeted to be completed by 2019.
3. The Community Outreach programme for Malaysia was officially launched in October 2018, partnering with Sabah Environmental Protection Association.

Highlights:

1. 23% increase in membership.

Indonesia

1. RSPO in Indonesia:
 - Promoted the Jurisdictional Approach during [LTKL] Festival Kabupaten Lestari 2018 (Sustainable Districts Festival 2018).
 - Conducted training sessions and roadshows on the RSPO P&C 2018 for Labour Unions and key stakeholders in eight locations.
 - Conducted workshops on Smallholder Strategy and RSSF in several provinces.
 - Conducted sharing sessions with the youth on ecolabel.
 - Conducted information sharing roadshow in Aceh.
 - Completed the Green Lifestyle for Sustainable Consumption and Production programme in collaboration with Indonesia Business Council on Sustainable Development, focusing on outreach to the supply chain players to develop demand for sustainable materials.
2. CRBP Pilot Project for Palm Oil and Stakeholder Workshop.

- ➔ **BASE DATA**
- ➔ **GLOSSARY**
- ➔ **REFERENCES**

BASE DATA

Membership

Indicator	Breakdown	Unit	2019	2018	2017	2016	2015	2014
Membership								
Total		Number of Members	4,349	3,920	3,422	2,941	2,282	1,631
By Country	United States	Number of members	518	446	324	200	138	89
	Germany		471	451	403	372	279	208
	United Kingdom		434	432	412	378	330	200
	Netherlands		233	228	212	191	146	119
	Italy		210	200	179	158	113	52
	France		187	161	146	143	127	106
	Belgium		160	149	131	106	89	62
	Spain		157	138	114	N/A	N/A	N/A
	Japan		147	90	59	N/A	N/A	N/A
	Malaysia		143	139	137	128	117	117
	Australia		140	132	124	114	80	53
	Indonesia		100	123	115	115	103	109
	Other		1,449	1,231	1,066	1,036	760	516
By Membership Type	Ordinary	Number of members	1,781	1,693	1,551	1,373	1,151	991
	Associate		2,470	2,129	1,776	1,458	1,032	540
	Affiliate		98	98	95	110	99	100

Note to data:

- Membership data is taken as at 30 June of each respective year.

Certified, Production & Uptake

Indicator	Breakdown	Unit	2019	2018	2017	2016	2015	2014
Certified, Production, Uptake								
Area	Production Area	ha	2,891,608	2,388,017	2,451,573	2,187,784	2,768,149	2,509,853
	Certified Area		3,891,983	3,176,852	3,236,429	2,830,355	3,300,653	2,973,902
	HCV Area		237,501	262,974	189,777	157,115	144,164	N/A
Annual certified production volume	CSPO	MT	14,290,537	13,619,600	11,710,919	10,850,196	12,623,139	11,125,902
	CSPK		3,208,976	3,135,973	2,683,835	2,444,103	2,883,200	2,556,432
Supply	CSPO	MT	6,966,917	13,287,566*	11,860,079	12,062,293	12,130,775	10,998,913
	CSPK		1,573,127	3,042,599*	2,713,154	2,765,223	2,780,291	2,531,369
Sales	CSPO Sales through IP, SG, MB	MT	2,509,296	4,340,897*	4,511,050	3,674,550	2,755,904	2,432,258

BASE DATA

Indicator	Breakdown	Unit	2019	2018	2017	2016	2015	2014
	Certified, Production, Uptake							
Sales	CSPO through Book and Claim	MT	847,241	1,914,943*	1,644,933	1,958,181	3,426,790	2,917,408
	Total CSPO sales		3,356,537	6,255,840*	6,155,983	5,632,731	6,182,694	5,349,666
Uptake	CSPO Sales/ Supply	%	48%	47%	52%	47%	51%	49%

Notes to data:

- Area and Annual Certified Production Volume data for 2014-2019 is taken as at 30 June for each respective year.
- Final data for Supply, Sales and Uptake can only be calculated at year-end (31 December). Therefore, data for 2014-2018 is inclusive until 31 December, and data presented for 2019 is only inclusive until 30 June 2019.
- All figures presented under "Certified, production, uptake" are inclusive of schemed and independent smallholders certified under group certification schemes.
- Figures marked with an asterisk have been updated for the 2019 Impact Updated to be inclusive up to 31 December of each respective year, and may therefore differ from corresponding figures presented in the RSPO Impact Report 2018.

New Planting Procedure

Indicator	Breakdown	Unit	2019	2018	2017	2016	2015	2014
	New Planting Procedure							
NPP area (by country)	Brazil	ha	-	-	-	-	7,448	-
	Cambodia		-	-	-	-	-	2,432
	Cameroon		-	-	-	-	-	-
	Costa Rica		-	-	-	-	-	2,532
	Gabon		-	-	72,930	-	23,780	31,800
	Ghana		-	-	-	-	2,240	-
	Guatemala		407	1,730	496	-	-	691
	Indonesia		13,537	26,456	17,939	34,729	332,372	464,891
	Liberia		-	-	-	-	48,470	53,385
	Malaysia		1,700	-	496	2,823	3,558	-
	Mexico		-	-	1,019	-	-	-
	Nigeria		-	14,436	2,368	-	-	-
	Papua New Guinea		5,998	275	972	2,591	-	2,928
	Sierra Leone		-	10,000	-	-	-	-
	Solomon Islands		-	2,677	-	-	-	-
	Togo		-	-	4,144	-	-	-

Note to data:

- NPP areas distributed over country and year. Figures are based on RSPO's official reporting period (1 July-30 June).

BASE DATA

Remediation and Compensation Procedure

Indicator	Breakdown	NCLC area (ha)			FCL area (ha)		
		2019	2018	2017	2019	2018	2017
	Remediation and Compensation Procedure						
NCLC and FCL area (by country)	Brazil	3,081	2,751	51	859	845.56	39
	Cameroon	8,281	8,281	-	4,351	4,351.05	-
	Colombia	46,568	39,629	21,386	2,623	2,436.21	2,015
	Costa Rica	173	173	387	3	2.67	3
	Côte d'Ivoire	2,165	2,165	1,887	786	785.96	-
	Dominican Republic	7,447	7,447	773	74	74.11	3
	Ecuador	15,579	15,542	7,417	2,952	2,948.58	592
	Ghana	6,103	6,103	2,432	684	684.91	168
	Guatemala	23,086	23,086	14,991	927	927.09	406
	Honduras	12,594	8,437	8,703	317	307.53	183
	Indonesia	692,207	684,502	581,924	93,164	87,585.10	55,628
	Malaysia	62,614	62,551	61,414	10,123	11,596.22	9,048
	Mexico	6,155	2,694	-	538	235.70	-
	Nigeria	2,048	2,048	2,048	8	8.00	88
	Papua New Guinea	9,864	7,372	-	2,998	798.83	-
Peru	20,431	20,431	-	1,025	2,998.04	-	
São Tomé and Príncipe	1,331	1,331	-	483	483.38	-	
Sierra Leone	14,289	14,199	-	288	331.44	-	

Notes to data:

- NCLC: Non-compliant land clearance or land clearance without prior HCV assessment since November 2005.
- FCL: Final Conservation Liability.
- All figures in the above table are taken as at 30 June of each respective year.

Complaints

Indicator	Breakdown	Unit	2019	2018	2017	2016	2015	2014
	Complaints							
Complaints success criteria	Total Complaints received (cumulative)	Number of Complaints	131	116	93	75	62	47
	Total Complaints Closed (cumulative)		87	72	56	47	35	26
	Total Complaints remaining open at year-end (cumulative)		44	44	37	28	27	21
	Complaints received by year		59	60	46	40	36	26
	Complaint Closed by year		15	16	9	12	9	5

BASE DATA

Indicator	Breakdown	Unit	2019	2018	2017	2016	2015	2014
Complaints								
Complaints success criteria	Complaints close	% age	34%	36%	24%	43%	33%	24%
	Average time for resolving complaints (closed cases)	Days	660.6	436.9	191.8	511.4	498.3	330.6
	Average time complaints remain open (active cases)		500.8	599.5	588.9	533.1	531.6	596.7

Notes to data:

- A data cleaning exercise was conducted after the data collection system had been reviewed and restructured. Complaints data in this report therefore differs from the data presented in previous Impact Reports and Impact Updates.
- Complaints data for 2014-2018 is representative of calendar year (1 January-31 December). Figures for 2019 were taken as at 30 June 2019.

Trademark

Indicator	Breakdown	Unit	2019	2018	2017	2016	2015	2014
Trademark								
Total trademark		Number of licenses	884	797	556	412	300	181
By stakeholder group	CGM	Number of licenses	328	307	220	175	128	79
	P&T		185	162	109	86	77	51
	SCA		329	289	200	135	77	36
	SCGM		2	2	2	N/A	N/A	N/A
	Retailers		7	7	7	7	9	9
	Growers		33	30	18	9	7	6
By country	Germany	Number of licenses	142	134	91	68	54	40
	United States		70	61	47	42	27	20
	United Kingdom		65	59	48	39	24	17
	France		63	58	33	20	24	16
	Belgium		56	50	44	35	24	15
	Netherlands		53	52	39	32	22	11
	Italy		52	47	34	27	-	-
	Malaysia		47	45	32	25	28	21
	Spain		42	38	27	19	-	-
	Austria		23	23	15	-	-	-
Others	271	230	146	94	58	27		
By year		Number of licenses	87	241	139	163	111	98

Notes to data:

- Trademark licence data 'By year' for 2014-2018 is representative of calendar year (1 January-31 December). Data presented for 2019 represents half-year data (1 January-30 June 2019).
- Trademark licence data reflects data from supply chain certified members only.

BASE DATA

Certification 2019

Indicator	Total Certified Area (ha)	Total Production Area (ha)	Total CSPO (MT)	Total CSPK (MT)	Total FFB Produced (MT)	Monthly CSPO Supply (MT)	Monthly CSPK Supply (MT)
P&C Certification							
Mills and Supply Base(s)	3,867,226	2,869,005	14,197,452	3,208,976	62,118,203	1,183,121	267,415
Group Certification for Independent Smallholders (ISH)	24,757	22,603	93,085	22,221	444,420	7,757	1,852

Notes to data:

- All figures are taken as at 30 June 2019.
- The CSPO and CSPK volume for Independent Smallholders are the estimated (based on the standard OER and KER) from the total FFB estimated to be produced by Independent Smallholder.

Countries with P&C Certification

Indicator	Total Certified Area (ha)	Total Production Area (ha)	Total CSPO (MT)	Total CSPK (MT)	Total FFB Produced (MT)	Monthly CSPO Supply (MT)	Monthly CSPK Supply (MT)
Countries with P&C Certification							
Brazil	119,949	46,175	184,710	35,183	704,293	15,392	2,932
Cambodia	20,580	16,165	52,707	12,574	267,550	4,392	1,048
Colombia	56,692	43,187	202,753	30,073	953,904	16,896	2,506
Costa Rica	41,433	40,718	155,536	29,266	856,470	12,961	2,439
Côte d'Ivoire	43,670	36,744	77,587	12,580	232,473	6,466	1,048
Ecuador	56,091	34,664	110,229	17,797	504,436	9,186	1,483
Gabon	93,748	21,635	74,757	13,210	311,284	6,230	1,101
Ghana	27,044	18,251	52,134	11,535	234,983	4,344	961
Guatemala	47,651	40,797	311,929	53,973	1,101,256	25,994	4,498
Honduras	20,832	19,817	92,708	20,332	406,233	7,726	1,694
Indonesia	1,965,209	1,524,054	7,819,243	1,783,897	33,565,780	651,604	148,658
Madagascar	2,234	1,087	415	176	6,336	35	15
Malaysia	1,178,909	875,054	4,262,925	994,703	19,569,618	355,244	82,892
Papua New Guinea	170,199	131,627	716,907	171,921	3,013,104	59,742	14,327
Solomon Islands	9,026	6,597	37,755	9,391	157,839	3,146	783
Thailand	13,958	12,432	45,157	12,365	232,645	3,763	1,030

Note to data:

- All figures in the above table exclude data for independent smallholders certified under group certification but are inclusive of schemed smallholders certified under group certification. All figures are taken as at 30 June 2019.

GLOSSARY

Affiliate Members

RSPO membership category consisting of organisations that are not directly involved in the palm oil supply chain, but have expressed interest in RSPO's objectives and activities. Membership extends to academia, research and development organisations, donors and sponsors. Affiliate members may attend the annual General Assembly as observers.

Annual Communication of Progress (ACOP)

Reports submitted by RSPO members to gauge their progress towards 100% RSPO certified sustainable palm oil. These reports are mandatory for Ordinary and Affiliate members, and are submitted each year.

Best Management Practices (BMPs)

Practical guidelines to enhance oil palm management.

Certification Body (CB)

Organisation that provides third-party auditing and certification services related to a product, process or system, and which can issue a certificate of compliance.

Certified Sustainable Palm Oil (CSPO)

Palm oil that has been grown on a plantation that has been managed and certified in accordance with the RSPO Principles & Criteria.

Crude Palm Oil (CPO)

A type of unrefined vegetable oil obtained from the fruit of the oil palm tree.

Decent Living Wage (DLW)

The remuneration received by a worker, for work performed on regular hours, in a particular place sufficient to afford a decent standard of living for the worker and her or his family.

Dispute Settlement Facility (DSF)

A mechanism within RSPO that facilitates mediation between mutually consenting Parties to resolve disputes.

Final Conservation Liability (FCL)

Compensation liabilities incurred by RSPO members as a result of clearance without prior HCV assessment since November 2005. FCL is expressed in hectares.

Free, Prior and Informed Consent (FPIC)

A principle that a community has the right to give or withhold its consent to proposed projects that may affect the lands they customarily own, occupy or otherwise use.

Fresh Fruit Bunch (FFB)

Bunch harvested from the oil palm. Each bunch can weigh from 5 to 50 kilogrammes and can contain 1,500 or more individual fruits.

Greenhouse Gas (GHG)

Term for gases that trap heat within the atmosphere. The primary greenhouse gases are water vapour, carbon dioxide, methane, nitrous oxide, and ozone.

Hectares (ha)

A unit of measurement equivalent to 10,000 square metres, or 100m x 100m.

High Conservation Value (HCV)

The concept of HCV forest was first developed by the Forest Stewardship Council (FSC) in 1999 as their 9th Principle. The FSC defined HCV forest as forest of outstanding and critical importance due to its environmental, socioeconomic, cultural, biodiversity and landscape value.

High Carbon Stock (HCS) forest

Forests that are important to local communities or that have high carbon or biodiversity values.

High Forest Cover Country (HFCC)

Landscapes having >60% forest cover (based on recent, trusted REDD+ and national data); <1% oil palm cover; a deforestation trajectory that is historically low but increasing or constant; and a known frontier area for oil palm or where major areas have been allocated for development.

High Forest Cover Landscape (HFCL)

Landscapes having >80% forest cover. Landscape as defined under HCSA Toolkit (Module 5): "The size of a landscape may be determined by (a) identifying the watershed or the geographical land unit containing a cluster of interacting ecosystems; (b) selecting a unit size that encompasses the plantation concession and a buffer of the surrounding area (e.g. 50,000 ha or 100,000 ha); or (c) using a radius of 5 km from the area of interest (for instance, the planned concession)."

Hotspot

A small area with a relatively high temperature in comparison to its surroundings.

GLOSSARY

Human Rights Defenders (HRDs)

Individuals, groups and associations who promote and protect universally recognised human rights and contribute to the effective elimination of all forms of violations of human rights and fundamental freedoms of individuals and peoples. This includes Environmental Human Rights Defenders, whistleblowers, complainants and community spokespersons. The definition does not include those individuals who commit or propagate violence.

Identity Preserved (IP)

The Identity Preserved supply chain model assures that RSPO certified palm oil is kept separate from oil that is not RSPO certified. This oil can be physically traced back to its plantation of origin.

ISEAL Alliance

Global membership association for credible sustainability standards, which work together to improve the impact and effectiveness of current and potential future members.

Jurisdictional Approach to Certification

In the context of sustainable palm oil, the jurisdictional approach seeks to align interests and coordinate actions among governments, businesses, local communities, and NGOs toward shared conservation, supply chain sustainability, and green development goals.

Land Use Change Analysis (LUCA)

Assessment determining changes to vegetation cover and land use over a given timeframe.

Mass Balance (MB)

Supply chain model that allows certified claims to be transferred from one oil palm product to another, either through physical blending or administratively under strictly controlled circumstances.

Metric Tonne (MT)

A unit of mass equivalent to 1,000 kilogrammes.

New Planting Procedure (NPP)

Provides guidance on how and under what conditions new oil palm plantings should be carried out.

Oil Palm

A species of palm (*Elaeis guineensis*) and the principal source of palm oil. It is native to west and southwest Africa, but is now cultivated in over 26 countries. Ideal growing conditions occur up to 10 degrees either side of the equator.

Ordinary Members

RSPO membership category consisting of organisations that have either direct involvement, or have activities around, the palm oil supply chain. Only ordinary members are allowed to submit resolutions and vote at the annual General Assembly.

PalmGHG

A calculator developed by the RSPO Greenhouse Gas Working Group (2010-2011) and further refined and improved by the RSPO Emission Reduction Working Group to estimate and monitor net GHG emissions from current estate and mill operations.

Palm Kernel Oil (PKO)

Oil extracted from the kernel or core of the palm fruit.

Palm Oil

Edible oil extracted from the fruit of the oil palm. Palm oil is one of the few highly saturated vegetable fats. It remains semi-solid at room temperature and is suitable for a wide variety of applications. Palm oil is an ingredient in a large number of products, including margarine, baked goods, chocolate, ice cream, soaps and cosmetics. It is also used as fuel for cars and power plants.

PalmTrace

RSPO's traceability system for certified oil palm products. Certified members use PalmTrace to register their physical sales and processing activities - from mill level to refineries - under the IP, SG and MB supply chain models. PalmTrace also supports RSPO's Book and Claim model by enabling the trade of RSPO Credits.

Peat

Organic soils with 65% or more organic matter and a depth of 50cm or more.¹⁵

Remediation and Compensation Procedure (RaCP)

Procedure whereby RSPO members are required to remediate and compensate for land clearance without prior HCV assessment since November 2005.

RSPO Board of Governors (BoG)

RSPO management body comprised of 16 RSPO members, representing each of the seven RSPO membership categories and designated by the General Assembly for two years.

GLOSSARY

RSPO Complaints and Appeals Procedures (CAP)

RSPO procedures for dealing with complaints arising from a breach of the RSPO Key Documents, and appeals against the decision of the Complaints Panel in relation to such Complaints.

RSPO Complaints Panel

An independent panel comprising RSPO members constituted to receive and process complaints.

RSPO Credits/Book and Claim

Model where the supply chain is not monitored for the presence of sustainable palm oil. Manufacturers and retailers support the production of RSPO certified sustainable oil palm products through the purchase of Credits from RSPO certified growers, crushers and independent smallholders.

RSPO Principles & Criteria (P&C)

Guidelines on how palm oil companies and growers should produce palm oil sustainably. It forms the basis of all company assessments for certification and is reviewed every five years.

RSPO P&C Review Task Force

Task Force designated to deliberate on the structure and content of the revision of the RSPO Standard. The Task Force is chaired by RSPO's Chief Executive Officer and consists of palm oil growers, supply chain and investor representatives and NGOs.

RSPO Smallholder Support Fund (RSSF)

A fund established by the RSPO to help smallholders secure sustainable palm oil certification. The RSSF is funded from 10% of income generated through the trading of CSPO.

Segregated (SG)

The Segregated supply chain model maintains separation between sustainable palm oil from different certified sources and ordinary palm oil throughout supply chain. The model assures that RSPO certified oil palm products delivered to the end user come only from RSPO certified sources.

Set-aside Area

Areas set-aside that are not planned to be planted, such as peatlands, areas of fragile or marginal soils, steep slopes, etc., excluding HCV areas.

Smallholders

Farmers growing oil palm, sometimes along with subsistence production of other crops, where the family provides the majority of labour and the farm provides the principal source of income and where the planted area of oil palm is usually below 50 ha in size.

Standing Committees

Committees that oversee RSPO's overall operations, consisting of members from the BoG and RSPO members. Four Standing Committees have been appointed to lead: Standards & Certification, Trade & Traceability, Communications & Claims and Finance.

Supply Chain Associates

RSPO membership category consisting of companies that procure, use or trade less than 500 MT of CSPO annually. Supply chain associates may attend the annual General Assembly as observers.

United Nations Sustainable Development Goals (SDGs)

A set of 17 aspirational global goals to end poverty, protect the planet and ensure that all people enjoy peace and prosperity. The goals build on the successes of the Millennium Development Goals, while including new areas such as climate change, economic inequality, innovation, sustainable consumption, peace and justice, among other priorities.

¹⁵ In line with the revision of the current RSPO P&C 2013, the Peatland Working Group 2 has revised the "RSPO's organic and peat soil classification," which is available at: www.rspo.org/principles-and-criteria-review/revision-of-rspo-organic-and-peat-soil-classification.

REFERENCES

RSPO. (2018)

RSPO Research and Evidence. Retrieved from <https://rspo.org/impacts/research-and-evidence>

RSPO. (2019)

RSPO Membership. Retrieved from <https://rspo.org/members>

RSPO. (2019)

RSPO Certification. Retrieved from <https://rspo.org/certification>

RSPO. (2018)

RSPO P&C 2018. Retrieved from <https://rspo.org/principles-and-criteria-review#updates>

RSPO. (2018)

RSPO P&C 2018 Summary of Change. Retrieved from <https://rspo.org/principles-and-criteria-review#updates>

RSPO. (2019)

RSPO HRD Hotline. Retrieved from <https://rspo.org/about/contact/hrd-hotline-eng>

International Union for Conservation of Nature (IUCN Netherlands). (2019)

IUCN Netherlands Compares Sustainability Certification for Palm Oil. Retrieved from <https://www.iucn.nl/en/updates/iucn-nl-compares-sustainability-certification-for-palm-oil>

RSPO. (2019)

RSPO's ToR for NDJSG. Retrieved from <https://www.rspo.org/about/supporting-bodies#no-deforestation-joint-steering-group-ndjsg>

RSPO. (2019)

RSPO New Planting Procedures. Retrieved from <https://rspo.org/certification/new-planting-procedure>

RSPO. (2019)

RSPO PalmGHG calculator. Retrieved from <https://rspo.org/certification/palmghg/palm-ghg-calculator>

United States Environmental Protection Agency. (2018)

Greenhouse Gas Equivalencies Calculator. Retrieved from <https://www.epa.gov/energy/greenhouse-gas-equivalencies-calculator>

RSPO. (2018)

How RSPO Monitors Fire Hotspots. Retrieved from <https://rspo.org/news-and-events/news/how-gis-technology-helps-keep-rspo-members-accountable>

NASA Official. (2018)

Technical Details on How Hotspots are Detected. Retrieved from <https://earthdata.nasa.gov/firms-faq#ed-fire-detection>

Climate Advisers. (2019)

Companies Committed to Sustainable Palm Oil Production have Substantively Stronger Equity Returns. Retrieved from <https://www.climateadvisers.com/news/companies-committed-to-sustainable-palm-oil-production-have-had-substantively-stronger-equity-returns/>

The RSPO is an international non-profit organisation formed in 2004 with the objective to promote the growth and use of sustainable oil palm products through credible global standards and engagement of stakeholders.

www.rspo.org

RSPO IMPACT UPDATE 2019



Impacts and Evaluation Division
Roundtable on Sustainable Palm Oil

Unit A-37-1, Level 37, Tower A
Menara UOA Bangsar
No.5 Jalan Bangsar Utama 1
59000 Kuala Lumpur, Malaysia
T +603 2302 1500
F +603 2302 1543

Other Offices:
Jakarta, Indonesia
London, United Kingdom
Beijing, China
Bogota, Colombia
New York, USA
Zoetermeer, Netherlands

✉ rspo@rspo.org
🌐 www.rspo.org